

**GESSI** THE PRIVATE WELLNESS COMPANY

BATHROOM  
COLLECTION  
**DIGEST**

*The Designer*  
*of Water* 推出

**浴室系列**

自己家中的私人水疗中心  
为您带来奢华、愉悦的体验

*Gessi*

的所有全新灵感系列  
THE PRIVATE WELLNESS  
LIFESTYLE





*02*

Intro

*04*

Origini

*22*

Gessi316

*34*

Inciso



*46*


Venti20

*64*

Anello


*80*

Ingranaggio



*94*

Habito



**GESSI**

*112*

Rettangolo

*124*

Rettangolo K

*134*

Goccia

*144*

Rilievo

*152*

Cono

*158*

Eleganza

*164*

Equilibrio

*168*

Hi-Fi

*182*

Hi-Fi Eclectic

*192*

Private Wellness

*212*

Outdoor

*224*

Shower G

*236*

Flush Plates

*242*


I Metalli

*244*

Sensor Taps

*250*

Home Decor



# GESSI 可持续发展 公司

Gessi belongs to its territory and since its inception has a mission to respect it. The factory, surrounded by 800.000smq of park, features high-efficiency lighting, ventilated eco-thermal panel systems, water recycling system, 4 hectares of photovoltaic panels that produce clean energy fuelling the workshop, avoiding any CO2 from emission.

Gessi深深地扎根于自己的领地，自成立以来就承担着尊重领地的使命。工厂周围有80万平方米的绿色公园，并采用高效照明系统、通风冷却系统和生态供热板、全水循环系统、4公顷的光伏板，为生产运营提供清洁能源，避免任何二氧化碳的排放。



## the *Private Wellness* LIFESTYLE

Gessi's philosophy of Private Wellness allows the bathroom to overcome its traditional function as a functional place without aesthetic relief, to become a style and a regeneration room. Here, thanks to the provision of new tools or a reinterpretation of customary ones, the user can spend quality time for his/her body and mind, to the point that the bathrooms become real private spas. If water, in its various forms, induces balance and well-being, the Private Wellness Lifestyle, aims to allow the consumer to exploit the potential of this precious element, and realize a "salus per aquam", health through water, daily, inside the bathroom.

Gessi的“私人健康”理念让浴室超越了传统的服务功能，从一个没有美感的地方，成为一个时尚和再生的房间，在这里，通过提供新的工具或重新诠释旧的工具，您可以度过美好的身心时光，成为一个真正的私人SPA。如果说水，通过其不同的形式，是平衡和健康的使者，那么Private Wellness Lifestyle（私人健康生活方式）希望您能够开发这一珍贵元素的潜力，每天在浴室内通过水来关注和关心“水的安全”，也就是健康。

## 美观且制作精良

Craftsmanship encloses all the beauty of our products, culture and identity. Knowledge, tradition, novelty and technology: essential ingredients for reaching the high quality and creativity that characterize the Gessi collections.

工匠精神囊括了我们产品、文化和身份的所有美感。诀窍、传统、创新、技术：实现Gessi系列的高品质和创造力的重要因素。

## 一个家族 故事

The company is a family story, born in 1992 from the genius of founders Umberto Gessi and his son Gian Luca, who believed in the mission of bringing a sense of private wellness through products with unprecedented technological innovation and iconic design style. In the recent times, Nicolò and Emanuele joined the family, who now comprises over 650 employees worldwide.

这是一个家族发展的故事，公司由创始人Umberto Gessi和他的儿子Gian Luca于1992年创立。他们相信，通过颠覆性的技术创新和标志性的设计风格的产品，可以达成实质性的私人健康（Private Wellnes）的使命。近年来，Gian Luca的儿子Nicolò和Emanuele加入了这个庞大的企业家族，如今这个家族在全球拥有650多名员工。



The company is proud to have people with a strong sense of belonging, a feeling of inclusion that increases the involvement and personal value in the activity that takes place every day in the Gessi Family. Gessi does take care of all the people who are part of this reality, through a substantial commitment on the local territory, with welfare initiatives that characterize its success.

令公司引以为豪的是，公司的员工具有强烈的归属感、融入感，在Gessi这个大家庭中，每天的活动都会增加参与度和个人价值。出于这个原因，通过在整个地方的实质性承诺，照顾所有成为这一现实的人，其成功的特征是福利举措。



# ORIGINI

THE NEW SHAPE OF COLOUR

TO THE  
ORIGINS  
of well-being,  
emotion  
and beauty

Origini is born from the aspiration to seek form in their purest and most original dimension to express a new way of conceiving well-being. The flowing of water in its most natural representation connects us with our inner, instinctive part. A soft and fluid sign, without solution of continuity, characterises iconic and solid forms. The symbolic reference to the formal archetype generates creations that express beauty and emotion. Design, combined with material and colour, satisfies an emotional need. The new spaces are designed according to immaterial values such as air and water quality, silence, privacy and are finally tailored to emotions. Colour is the emblem of this transition, from the material to the immaterial, from the objective to the subjective sphere.

健康、  
情感和  
美丽之源

Origini源自最纯粹和原始维度下的形态研究，从而表现了一种全新的健康构思方式。水流以最天然的方式展现，将我们和我们内部直观部分相连。柔软且流畅的标记一气呵成，造就了标志性、牢固的形状。对形态原型的符号引用产生了创意，表达了美丽和情感。设计和材料、色彩搭配，满足了情感需要。新型空间的设计是基于一系列无形价值观，如空气和水质量、宁静、隐私，最终和情感相称。



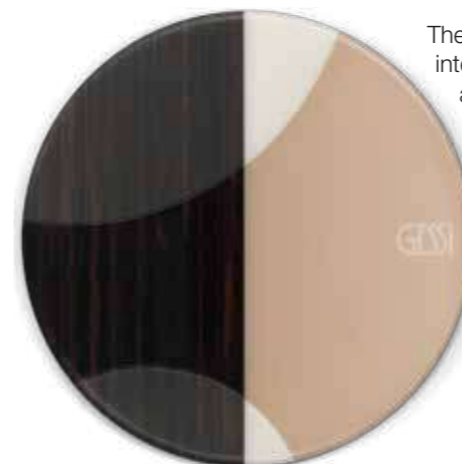
# ORIGINI WARM

FOR PEOPLE  
WHO LOVE  
INTIMACY,  
WHO ARE ROMANTIC  
AND KIND  
献给热爱亲密，  
浪漫且谦和的人士

# CIPRIA DARK BRONZE WARM BRONZE

ROUND DECORATIVE ELEMENTS  
AS A MARK OF UNIVERSAL  
EXPRESSION

作为通用表现标志的圆形装饰元件



The round decorative element is interchangeable on the different components and is also available in the ART version, where delicate, elegant compact Cipria tones accentuate the curves. The graphic decoration binds together the polished/matt effects and the darker highlights of the warmer triad.

该插件可以在不同元件上互换，还有艺术版可选，Cipria的细腻、优雅色调凸出其弧线。平面装饰将最暖三件套的抛光/哑光效果和明暗对比相结合。

# ORIGINI NEUTRAL

FOR CITY DWELLERS AT ALL  
LATITUDES, FOR THOSE WHO  
ARE ALWAYS ON THE MOVE

献给生活在所有纬度城市内的人士，  
献给四处奔波的人士


ARCHITECTURAL  
INTERPLAY IN THE  
PORTRAYAL OF DETAIL

建筑游戏  
尽在对细节的诠释中

With its clean, minimalist design, the accessories are  
embellished in their surfaces, revealing an eye for detail  
which is the hallmark of Italian design excellence.

配件在设计上极简、利落，表面考究且体现了对细节的关  
注，彰显意大利卓越性的与众不同之处。

# GRE IGE FI NOX NICK EL



6 ORIGINI



# ORIGINI ACCENT

FOR COSMOPOLITAN, OUTGOING,  
DARING INDIVIDUALS WHO APPRECIATE  
THE VALUE OF CONTRAST.

献给来自世界各地，性格外向，  
勇敢且热爱对比的人士。

# OC RA BLA CK BRA SS

An expression of non-conformism, the ACCENT  
triad allows one to be daring when defining  
spaces, since it asserts water's leading role. It  
would be a pity to envisage it only in bathrooms,  
now that new lifestyles allow for greater freedom  
of expression.

ACCENT三件套体现了不随波逐流的志向，让人  
敢于构思以水为主打的空间。如果只把该产品  
局限于卫浴，那未免有些可惜，因为如今的新生  
活方式让大家有更大的表现自由。





# ORIGINI MATERIC

FOR TRADITION-LOVING, DOWN-TO-EARTH,  
PEOPLE WHO DO NOT COUNT THE SECONDS  
献给热爱传统, 脚踏实地,  
不受时间束缚的人士。



A contemporary rendition of origini, the MATERIC triad, in which the shapes are geometric and the materials traditional, is the one that most creates a bridge between past and future. Coral cotto and black metal in a polished version acquire an innovative identity and, alongside the predominantly lustrous copper, establish a dialogue with new monochromatic surfaces employed in architecture.

MATERIC三件套用当代方式诠释了Origini, 其形状规则, 用料传统, 将过去和未来相连。烧制Coral和黑色金属抛光版本实现了身份创新, 而铜质版本则主打亮色, 三者和建筑中使用的新型纯色表面相得益彰。



# CORAL BLACK METAL COPPER



# ORIGINI NATURE

FOR BIOMANIACS, UTOPIAN  
INTELLECTUALS AND  
NATURE LOVERS FROM  
ALL OVER THE WORLD.  
献给全世界的生物狂、乌托邦知识分子以及  
大自然爱好者。

Suitable for timeless atmospheres, the NATURE triad is metamaterial, since the green that represents it is not only a colour but also the philosophy for those who cherish nature and wish to live sustainably. Agave green in chlorophyll tones alongside the two neutral brushed black and chrome metals create a triad that is highly adaptable. It is recommended that it be combined with natural materials from all over the world such as rattan and teak, as well as with new generation sustainable materials. Full compatibility with all plants, from bamboo to ferns, goes without saying.

NATURE三件套适应永恒的环境, 具有超材料属性, 因为它所呈现的绿色不仅仅是一种颜色, 也是尊重环境, 渴望可持续性生活的人士所推崇的理念。叶绿素色调的龙舌兰绿搭配拉丝黑色、铬色两种中性金属, 构成了适应性超强的三件套。建议将其搭配世界任意地方的天然材料, 如藤条、柚木, 或搭配新一代可持续性材料。从竹子到蕨类植物的任何植物与之搭配都不违和。





# FINISHES list 饰面列表



## WASHBASIN 台盆

ONLY IN MATTE FINISHES: 仅采用哑光饰面:

- #521 CRISTALPLANT MATTE WHITE / CRISTALPLANT 哑光白
- #511 CRISTALPLANT MATTE BLACK / CRISTALPLANT 哑光黑
- #507 CRISTALPLANT MATTE CIPRIA / CRISTALPLANT 哑光粉饼色
- #506 CRISTALPLANT MATTE GREIGE / CRISTALPLANT 哑光灰
- #509 CRISTALPLANT MATTE OCRA / CRISTALPLANT 哑光赭色
- #510 CRISTALPLANT MATTE CORAL / CRISTALPLANT 哑光珊瑚色
- #508 CRISTALPLANT MATTE AGAVE / CRISTALPLANT 哑光龙舌兰色



## FLUSH PLATES OUTDOOR

冲水面板 户外  
ONLY IN MATTE FINISHES:  
仅采用哑光饰面:

- #280 MATTE OCRA / 哑光赭色
- #281 MATTE CORAL / 哑光珊瑚色
- #275 MATTE CIPRIA / 哑光粉饼色
- #273 MATTE GREIGE / 哑光灰色
- #278 MATTE AGAVE / 哑光龙舌兰色

# 可互换插件 INTERCHANGEABLE INSERTS

## 66600

Insert / 插件

### WARM



#275  
MATTE CIPRIA  
浅褐色



#726  
WARM BRONZE BRUSHED  
PVD  
PVD拉丝香槟铜



#845  
DARK BRONZE  
深铜色

## 66602

ART insert / Art插件



#287  
WARM  
暖色

### NEUTRAL



#273  
MATTE GREIGE  
浅卡其色



#149  
FINOX BRUSHED NICKEL  
拉丝镍



#720  
NICKEL PVD  
镍



#286  
NEUTRAL  
中色

### ACCENT



#277  
GLOSSY OCRA 土黄  
#280  
MATTE OCRA 土黄



#727  
BRASS BRUSHED PVD  
PVD拉丝黄铜



#299  
MATTE BLACK  
哑光黑



#289  
ACCENT  
重色

### MATERIC



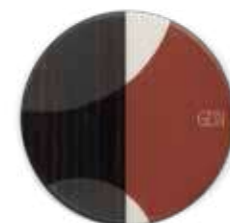
#278  
GLOSSY CORAL 朱红  
#281  
MATTE CORAL 朱红



#708  
COPPER BRUSHED PVD  
PVD拉丝铜




#706  
BLACK METAL PVD  
PVD亮光黑



#290  
MATERIC  
材料色

### NATURE



#276  
MATTE AGAVE  
墨绿



#707  
BLACK METAL BRUSHED PVD  
PVD拉丝黑



#031  
CHROME  
铬色



#288  
NATURE  
自然色

# ORIGINI

## Finishes List / 饰面列表

- #031 Chrome / 铬色
- #149 Finox / 拉丝镍
- #299 Matt Black / 哑光黑
- #706 Black Metal / PVD亮光黑
- #707 Black Metal Brushed / PVD拉丝黑
- #726 Warm Bronze Brushed / PVD拉丝香槟铜
- #727 Brass Brushed / PVD拉丝黄铜
- #708 Copper Brushed / PVD拉丝铜
- #720 Nickel PVD / 镍
- #845 Dark Bronze / 深铜色
- #273 Matte Greige / 浅卡其色
- #275 Matte Cipria / 浅褐色
- #276 Matte Agave / 墨绿
- #277 Glossy Ocra / 土黄
- #278 Glossy Coral / 朱红

**More on request**  
如需更多信息, 欢迎垂询



**1. 66002**  
BASIN MIXER, WITHOUT WASTE / 洗脸盆龙头, 无下水  
66001 WITH WASTE / 带下水

**2. 66006**  
MEDIUM VERSION BASIN MIXER WITHOUT WASTE / 中高洗脸盆龙头, 无下水  
66005 WITH WASTE / 带下水

**3. 66004**  
TALL VERSION BASIN MIXER WITHOUT WASTE / 高款洗脸盆龙头, 无下水  
66003 WITH WASTE / 带下水

**4. 66014**  
THREE-HOLE MEDIUM VERSION BASIN MIXER, WITHOUT WASTE / 中高三孔洗脸盆龙头装置, 无下水  
66013 WITH WASTE / 带下水

**5. 66016**  
HIGH VERSION THREE-HOLE BASIN MIXER WITHOUT WASTE / 高款三孔洗脸盆龙头装置, 无下水  
66015 WITH WASTE / 带下水



**6. 66021**  
MEDIUM SPOUT BASIN / 中高洗脸盆出水口  
66025 HIGH VERSION / 高款洗脸盆

**7. 66100**  
SEPARATE CONTROL / 遥控

**8. 63399**  
CEILING-MOUNTED SPOUT / 吊顶式洗脸盆出水口  
63499 LENGHT ON REQUEST / 定制长度

**9. 46189\_66095**  
FREESTANDING BASIN MIXER / 落地式面盆龙头

**10. 66102**  
WALL-MOUNTED SPOUT BASIN / 壁挂式洗脸盆出水口  
66104 LENGHT ON REQUEST / 定制长度



**11. 54055\_66109**  
WALL-MOUNTED BASIN/SHOWER SEPARATE CONTROL, ONE-WAY / 单路壁挂式洗脸盆/淋浴遥控器

**12. 54198\_66088**  
WALL-MOUNTED BASIN MIXER WITH SPOUT, WITHOUT WASTE / 壁挂式洗脸盆龙头, 带出水口, 无下水

**13. 66236\_66090**  
EXTERNAL PARTS BASIN MIXER WITH LONG SPOUT, WITHOUT WASTE / 三孔壁挂式洗脸盆龙头装置外侧部分, 长出水口, 无下水




**23. 66123**  
SHOWER SET / 淋浴装置

**24. 63329**  
SHOWER SET / 淋浴装置

**25. 46189\_66028**  
FREESTANDING BATH MIXER / 落地式浴缸龙头

**26. 66103**  
WALL-FIXING BATH SPOUT / 壁挂式浴缸出水口



**14. 66007**  
BIDET MIXER WITH WASTE / 坐浴盆龙头, 带下水

**15. 66600**  
INSERT / 插件  
66604 KIT 5 INSERT / 5个插件的套装

**16. 66602**  
ART INSERT / ART插件  
66605 KIT 5 INSERT ART / 5个ART插件的套装

**17. 30653**  
ELECTRONIC SEPARATE CONTROL / 电子遥控器

**18. 44679\_30651**  
BUILT-IN ELECTRONIC SEPARATE CONTROL / 壁式电子遥控器

**19. 44679\_30654**  
CEILING-MOUNTED ELECTRONIC MIXER / 电子吊顶龙头  
44679\_30656 LENGHT ON REQUEST / 定制长度






**20. 66037**  
FOUR-HOLES BATH MIXER / 四孔浴缸边缘龙头装置  
66043 THREE-HOLES / 三孔

**21. 54139\_66042**  
WALL-MOUNTED BATH MIXER, TWO-WAY / 壁挂式浴缸龙头, 两路




**22. 54139\_66036**  
WALL-MOUNTED SHOWER MIXER, TWO-WAY / 壁挂式浴缸龙头, 两路



**19**



**20**



**25**

**27. 54073\_66079**  
WALL-MOUNTED SHOWER MIXER, TWO-WAY DIVERTER / 壁挂式浴缸龙头, 两路  
54055\_66109 ONE-WAY / 单路

**28. 54169\_66132**  
THERMOSTATIC MIXER, ONE-WAY / 壁挂式淋浴恒温龙头, 单路  
54169\_66134 TWO-WAY / 两路  
54169\_66136 THREE-WAY / 三路

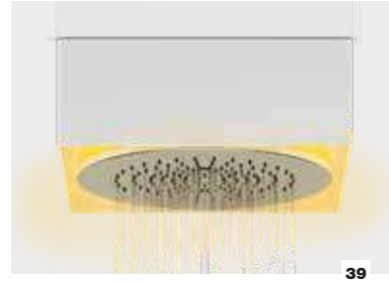
**29. 09266\_66336**  
THERMOSTATIC MIXER, THREE SEPARATE EXITS / 壁挂式恒温龙头, 三出口  
09264\_66334 TWO-WAY / 两路  
09268\_66338 FOUR-WAY / 四路  
09263\_66340 FIVE-WAY / 五出口



30



31



39



32

**30. 66150**  
WALL-MOUNTED ADJUSTABLE SHOWERHEAD / 旋转式壁挂花洒头

**31. 66148**  
WALL-MOUNTED ADJUSTABLE SHOWERHEAD / 旋转式壁挂花洒头

**32. 63352**  
CEILING-MOUNTED ADJUSTABLE SHOWERHEAD / 旋转式壁挂花洒头  
**63350** LENGTH ON REQUEST / 定制长度

**33. 57269**  
WALL-MOUNTED ADJUSTABLE SHOWERHEAD - THREE SETTINGS / 旋转式壁挂花洒头, 三种喷水方式  
**57261** 多种洒水模式  
**57263** 雨淋式  
**57265** 喷雾式  
**57267** 瀑布式



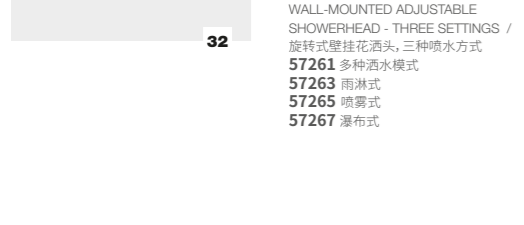
33



40



41



34

**34. 63011\_66222**  
THERMOSTATIC MIXER FOR TWO SIMULTANEOUS FUNCTIONS, WITH PUSH-BUTTON ON/OFF CONTROLS / 恒温龙头, 同时具备两种功能, 带开关按钮

**35. 63013\_66224**  
THERMOSTATIC MIXER FOR THREE SIMULTANEOUS FUNCTIONS, WITH PUSH-BUTTON ON/OFF CONTROLS / 恒温龙头, 同时具备三种功能, 带开关按钮

**36. 63015\_66226**  
THERMOSTATIC MIXER FOR FOUR SIMULTANEOUS FUNCTIONS, WITH PUSH-BUTTON ON/OFF CONTROLS / 恒温龙头, 同时具备四种功能, 带开关按钮

**37. 66144**  
SLIDING RAIL / 滑轨

**38. 66142**  
SLIDING RAIL WITH WATER OUTLET, ANTIMESTONE HAND SHOWER AND FLEXIBLE HOSE / 滑轨, 带水接口, 防垢花洒和柔性软管  
**66145** WITHOUT WATER OUTLET / 无水接口



37




38

**39.57603\_57018**  
雨淋式, 直径350 MM  
**57601\_57018** 嵌入式  
**57303\_57002**  
300 X 300 雨淋式  
**57301\_57002** 嵌入式  
**57307\_57004** 300 X 300 雨淋式/瀑布式  
**57305\_57004** 嵌入式  
**57403\_57006** 300 X 500 雨淋式  
**57401\_57006** 嵌入式  
**57411\_57010** 300 X 500 雨淋式/瀑布式  
**57409\_57010** 嵌入式  
**57503\_57012** 500 X 500 雨淋式  
**57501\_57012** 嵌入式  
**57511\_57016** 500 X 500 多功能喷雾式  
**57509\_57016** 嵌入式

**40.57829\_57878**  
多功能, 直径350 MM  
**57929\_57980** 多功能, 直径500 MM  
**57827\_57876** 350 X 350 多功能  
**57831\_57882** 300 X 500 多功能  
**57927\_57977** 500 X 500 多功能

**41.57803\_57018**  
雨淋式, 直径350 MM  
**57809\_57873** 多功能  
**57903\_57973** 雨淋式, 直径500 MM  
**57909\_57975** 多功能, 直径500 MM  
**57801\_57871** 350 X 350 雨淋式  
**57807\_57875** 多功能  
**57805\_57006** 300 X 500 雨淋式  
**57811\_57010** 多功能  
**57901\_57012** 500 X 500 雨淋式  
**57907\_57016** 多功能



42

**42. 63215\_63210**  
TWO EXIT SHOWER COLUMN, TO BE COMPLETED WITH LEVER KIT AND SHOWERHEAD / 室外淋浴柱, 两路  
**63215\_63209** ONE EXIT / 单路  
**66212** LEVER+HANDSHOWER KIT FOR **63210** / 把手和手持花洒套件, 用于 **63210**  
**66211** LEVER KIT FOR **63209** / 把手套件, 用于 **63209**  
**66152** ADJUSTABLE SHOWERHEAD/ 旋转式花洒头

饰面  
#239 拉丝钢  
#299 哑光黑  
#856 CORTEN钢  
#275 哑光粉饼色  
#273 哑光灰  
#280 哑光赭色  
#281 哑光珊瑚色  
#276 哑光龙舌兰色




43



44



45



46



47

**43. 65295**  
WATERFALL SHOWER SPOUT / 瀑布式花洒出水口

**44. 32977**  
LATERAL NEBULIZER / 侧雾化喷头

**45. 32985\_32982**  
ADJUSTABLE LATERAL BODY JET / 旋转式侧花洒头

**46. 13375**  
ADJUSTABLE LATERAL BODY JET / 旋转式侧花洒头

**47. 32971**  
LATERAL BODY JET / 侧面花洒头





**48. 66401**  
WHITE WALL-MOUNTED SOAP  
HOLDER / 白色壁挂式皂碟  
**66402** BLACK / 黑色  
**58525** WHITE STANDING /  
支撑面白色  
**58526** BLACK / 黑色

**49. 66407**  
WALL-MOUNTED TUMBLER HOLDER  
WHITE / 白色壁挂式杯架  
**66408** BLACK / 黑色  
**58531** WHITE STANDING /  
支撑面白色  
**58532** BLACK / 黑色



**50. 66413**  
WALL-MOUNTED SOAP DISPENSER  
HOLDER WHITE / 白色壁挂式按压瓶架  
**66414** BLACK / 黑色  
**66437** WHITE STANDING /  
支撑面白色  
**66438** BLACK / 黑色

**51. 45590**  
WHITE WASTE-PAPER BASKET / 白  
色废纸篓


**52. 66419**  
WHITE WALL-MOUNTED BRUSH  
HOLDER / 白色壁挂式马桶刷架  
**66420** BLACK / 黑色  
**58543** WHITE STANDING /  
支撑面白色  
**58544** BLACK / 黑色



**55. 54611**  
COVER PLATE / 饰面板  
**54613**  
**54617**  
**54619**  
**54621**  
**#031** 镀铬  
**#239** 拉丝钢  
**#299** 哑光黑  
**#720** 镜PVD  
**#706** 黑色拉丝金属  
**#707** 黑色拉丝金属PVD  
**#727** 拉丝黄铜PVD  
**#726** 拉丝浅青铜PVD  
**#708** 拉丝紫铜PVD  
**#845** 深青铜  
**#275** 哑光粉饼色  
**#273** 哑光灰  
**#280** 哑光赭色  
**#281** 哑光珊瑚色  
**#276** 哑光龙舌兰色

**56. 66521**  
WALL-MOUNTED ROBE HOOK /  
壁挂式衣架  
**66523** WALL-MOUNTED ROBE  
HOOK / 壁挂式衣架


**59. 54611**  
COVER PLATE / 饰面板  
**54613**  
**54617**  
**54619**  
**54621**  
**#031** 镀铬  
**#239** 拉丝钢  
**#299** 哑光黑  
**#720** 镜PVD  
**#706** 黑色拉丝金属  
**#707** 黑色拉丝金属PVD  
**#727** 拉丝黄铜PVD  
**#726** 拉丝浅青铜PVD  
**#708** 拉丝紫铜PVD  
**#845** 深青铜  
**#275** 哑光粉饼色  
**#273** 哑光灰  
**#280** 哑光赭色  
**#281** 哑光珊瑚色  
**#276** 哑光龙舌兰色



**53. 66515**  
60 CM TOWEL RAIL FOR GLASS FIXING  
/ 玻璃用把手和毛巾杆60CM  
**66511** 30 CM  
**66513** 45 CM

**54. 66521**  
WALL-MOUNTED ROBE HOOK /  
壁挂式衣架  
**66523** WALL-MOUNTED ROBE  
HOOK / 壁挂式衣架

**55. 66504**  
60 CM TOWEL RAIL / 毛巾杆60CM  
**66500** 30 CM  
**66502** 45 CM



**60. 39113**  
WALL HUNG WC (6 LITRES) IN  
CERAMIC, INTEGRATE SIPHON.  
SOFT-CLOSING HARDWARE / 壁挂  
式陶瓷马桶 (6升), 带虹吸集成成管。包含  
SOFT-CLOSE铰链



**57. 66603**  
FREESTANDING WASHBASIN  
IN CRISTALPLANT®, WITHOUT  
OVERFLOW WASTE / CRISTALPLANT®  
材质落地洗脸盆, 无溢出排水管

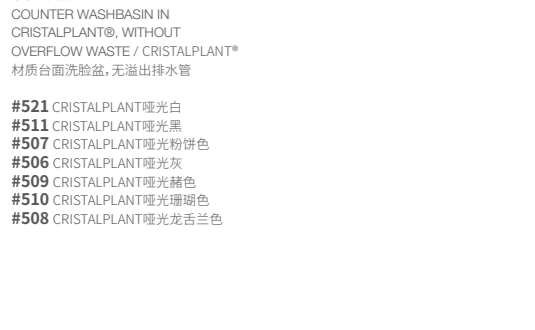
**58. 66601**  
COUNTER WASHBASIN IN  
CRISTALPLANT®, WITHOUT  
OVERFLOW WASTE / CRISTALPLANT®  
材质台面洗脸盆, 无溢出排水管

**59. 66602**  
COUNTER WASHBASIN IN  
CRISTALPLANT®, WITH  
OVERFLOW WASTE AND HOLE FOR  
TAP AND FITTINGS. / 壁挂式陶瓷坐浴  
盆, 带溢流盖和水龙头中央孔



**61. 39118**  
WALL HUNG WC (6 LITRES) IN  
CERAMIC, INTEGRATE SIPHON.  
SOFT-CLOSING HARDWARE / 壁挂  
式陶瓷马桶 (6升), 带虹吸集成成管。包含  
SOFT-CLOSE铰链

**62. 39115**  
WALL HUNG BIDET IN CERAMIC, WITH  
OVERFLOW WASTE AND HOLE FOR  
TAP AND FITTINGS. / 壁挂式陶瓷坐浴  
盆, 带溢流盖和水龙头中央孔




**#521** CRISTALPLANT 哑光白  
**#511** CRISTALPLANT 哑光黑  
**#507** CRISTALPLANT 哑光粉饼色  
**#506** CRISTALPLANT 哑光赭色  
**#509** CRISTALPLANT 哑光珊瑚色  
**#510** CRISTALPLANT 哑光龙舌兰色  
**#508** CRISTALPLANT 哑光龙舌兰色

**#521** CRISTALPLANT 哑光白  
**#511** CRISTALPLANT 哑光黑  
**#507** CRISTALPLANT 哑光粉饼色  
**#506** CRISTALPLANT 哑光赭色  
**#509** CRISTALPLANT 哑光珊瑚色  
**#510** CRISTALPLANT 哑光龙舌兰色  
**#508** CRISTALPLANT 哑光龙舌兰色



**#518** 白色陶瓷  
**#531** 哑光白色陶瓷  
**#532** 哑光黑色陶瓷

**#518** 白色陶瓷  
**#531** 哑光白色陶瓷  
**#532** 哑光黑色陶瓷





拉丝浅青铜

拉丝钢

拉丝紫铜

黑色拉丝金属

哑光黑

拉丝黄铜

# GESSE 316

## THE NEW STEEL TAPS AND FITTINGS BY GESSE


A precious and noble material, durable, resistant and truly beautiful to see. An element that underlines with simplicity the creations of Gessi, from taps to accessories, into a cylindrical design of incredible visual immediacy and essential refinement. The protagonist of the new Sistema Gessi 316 is born: the exclusive inox steel AISI 316.

## CHARMING PATTERNS

The charming patterns of Trame and Intrecci, through the exclusive manufacturing of the stainless steel, create pieces of special taste, perfect for who loves essentiality, but wants to give to the bathroom a touch of refinement that is high-tech, decorative and warm.

## 迷人浮雕

Trame和Intreccio的迷人图样凭借独特的不锈钢加工而别有风味, 适合热爱极简、渴望精致、高科技、温暖奢华浴室的人士。



拉丝浅青铜

拉丝钢

拉丝紫铜

黑色拉丝金属

拉丝黄铜



### GESSE钢制 新款水龙头系列

一种珍贵的材料, 不仅经久耐用, 还拥有精美外观。从水龙头到配件, 圆柱形的设计拥有视觉上的直接性和本质上的精致性, 是增强Gessi作品的一个元素。从而诞生了Sistema Gessi 316的明星: 独特的AISI 316不锈钢。



INTRECCIO

TRAME



# GESSI 316



# CESELLO

GESSI 316  
DESIGN\_GESSI STYLE STUDIO  
GESSI PATENT

## STYLE AND PERSONALIZATION

The rounded profile of Programma Gessi 316 becomes a modern classic, a total reinterpretation of great elegance and novelty. A collection rich in variety, open to stylistic interpretations and customization possibilities.

### 风格和定制化

Programma Gessi 316的圆形既古典又现代,完全重新诠释了极高的优雅和新颖。该系列丰富多样,拥有不同的风格诠释和定制化可能性。

## INDUSTRIAL-CHIC GLARE

Thanks to a rich and captivating range of superficial consistencies, motives and finishings, Sistema Gessi 316 gives to the interior designer of bathrooms the most various and surprising furniture opportunities: from the brighter shining of pure metal to easy tones, from smooth superficial textures to braver and emphatic ones, passing through the industrial-chic patterns of Meccanica and Cesello.

### 工业-时尚光彩

凭借丰富迷人的纹理、图案和表面处理, Sistema Gessi 316向卫浴室内设计师提供了最多样、最令人啧啧称奇的装饰机遇:纯金属的闪耀光芒,柔和的色调,表面纹理造就了愈发考究、大胆的触感,而Meccanica和Cesello系列的工业-时尚风格图样就是如此。

MECCANICA



## THE GRACE AND THE HARMONY OF ROUND SHAPE

The round shape is a hallmark of Gessi's classical stylistic code of "signs", and strongly characterizes his history of design. Being a perfect shape, that absolutely transcend styles and fashions, the round gives to the bathroom a special grace and a contemporary harmony. Gessi was able to write a new story for this shape, infusing it with an astonishing conceptual freshness that makes it present and unexpected.

### 圆形的优雅与和谐

圆形构成了Gessi最经典风格(“符号”)及其创造史的显著特征。圆形作为卓越完美的形态,传递着风格和时尚,赋予卫浴一种特殊的优雅,一种当代的和谐。Gessi擅长为这种形态谱写全新故事,通过全新的构思使之技惊四座,且永不落伍。



# FLESSA

# GESSI 316

### EXPRESSIONS OF TASTE

Inspired by the desire to fulfill aspirations of style, personalization and wellness in the modern bathroom, the Gessi 316 total looks transform the most private room of the house into the expression of personal taste and daily wellness.

### 品味的表达

灵感来自于实现现代浴室的风格、个性化和幸福感的愿望, Gessi 316的整体外观将最私密的生活场所转化为个人品味和日常养生的表达。



# FINISHES LIST

## 饰面 列表

**239**  
Steel Brushed  
拉丝钢



**726**  
Warm Bronze Brushed  
PVD拉丝香槟铜



**727**  
Brass Brushed  
PVD拉丝黄铜




**708**  
Copper Brushed  
PVD拉丝铜



**707**  
Black Metal Brushed  
PVD拉丝黑




**299**  
Matt Black  
哑光黑



## Finishes List / 饰面列表

- #239 Steel Brushed / 拉丝钢
- #707 Black Metal Brushed / PVD拉丝黑
- #708 Copper Brushed / PVD拉丝铜
- #726 Warm Bronze Brushed / PVD拉丝香槟铜
- #727 Brass Brushed / PVD拉丝黄铜
- #299 Matte Black (no Trame) / 哑光黑

**More on request**  
如需更多信息, 欢迎垂询



**1. 54001**  
BASIN MIXER WITH WASTE / 单把手洗脸盆龙头, 带下水  
**54002** WITHOUT WASTE / 无下水  
**TRAME** 54301 / 54302 无下水  
**INTRECCIO** 54101 / 54102 无下水  
**MECCANICA** 54201 / 54202 无下水  
**CESELLO** 54401 / 54402 无下水



**2. 54004**  
HIGH VERSION BASIN MIXER, WITH WASTE, L=123 MM / 高款洗脸盆龙头, 带下水, 长=123  
**54009** WITHOUT WASTE / 无下水  
**TRAME** 54304 / 54309 无下水  
**INTRECCIO** 54104 / 54109 无下水  
**MECCANICA** 54204 / 54209 无下水  
**CESELLO** 54404 / 54409 无下水



**3. 54003**  
HIGH VERSION BASIN MIXER, WITH WASTE, L=156 MM / 高款洗脸盆龙头, 带下水, 长=156  
**54006** WITHOUT WASTE / 无下水  
**TRAME** 54303 / 54306 无下水  
**INTRECCIO** 54103 / 54106 无下水  
**MECCANICA** 54203 / 54206 无下水  
**CESELLO** 54403 / 54406 无下水



**4. 54198\_54083**  
146 - 116 MM  
**54198\_54086** 200 - 170 MM  
**54198\_54089** 定制  
BUILT-IN MIXER WITH SPOUT, WITHOUT WASTE / 隐蔽式单把手龙头, 带出水口, 无下水  
**TRAME** 54383 / 54386 / 54389  
**INTRECCIO** 54183 / 54186 / 54189  
**MECCANICA** 54283 / 54286 / 54289  
**CESELLO** 54483 / 54486 / 54489



**5. 54198\_54088**  
146 - 116 MM  
**54198\_54090** 200 - 170 MM  
**54198\_54084** 定制  
BUILT-IN MIXER WITH SPOUT, WITHOUT WASTE / 隐蔽式单把手龙头, 带出水口, 无下水  
**TRAME** 54388 / 54390 / 54384  
**INTRECCIO** 54188 / 54190 / 54184  
**MECCANICA** 54288 / 54290 / 54284  
**CESELLO** 54488 / 54490 / 54484



**6. 45089\_54092** 146 - 126 MM  
**45089\_54094** 200 - 180 MM  
BUILT-IN THREE-HOLE MIXER, WITHOUT WASTE / 三孔暗藏式洗脸盆龙头装置, 无下水  
**TRAME** 54392 / 54394  
**INTRECCIO** 54192 / 54194  
**MECCANICA** 54292 / 54294  
**CESELLO** 54492 / 54494



**7. 54099**  
CEILING-MOUNTED SPOUT FLESSA / 吊顶出水口FLESSA  
**54096** MIN 50 MAX 1800 MM  
**TRAME** 54399 / 54396  
**INTRECCIO** 54199 / 54196  
**MECCANICA** 54299 / 54296  
**CESELLO** 54499 / 54496




**8. 54011** H 230 MM  
**54012** H 162 MM  
THREE-HOLE MIXER, WITH WASTE / 三孔洗脸盆龙头装置, 带下水  
**TRAME** 54311 / 54312  
**INTRECCIO** 54111 / 54112  
**MECCANICA** 54211 / 54212  
**CESELLO** 54411 / 54412



**9. 54007**  
BIDET MIXER WITH WASTE / 单把手坐浴盆龙头, 带下水  
**TRAME** 54307  
**INTRECCIO** 54107  
**MECCANICA** 54207  
**CESELLO** 54407



**10. 46189\_54097**  
FREESTANDING BASIN MIXER / 落地式面盆龙头



**11. 54010** 146 MM  
**54110** 200 MM  
**54210** 定制  
WALL-MOUNTED SPOUT / 壁式出水口



**12. 54005**  
COUNTER SEPARATE CONTROL / 遥控  
**TRAME** 54305  
**INTRECCIO** 54105  
**MECCANICA** 54205  
**CESELLO** 54405

**13. 54091** H 162 MM  
**54093** H 230 MM  
COUNTER SPOUT / 台面出水口

**14. 54055\_54019**  
BUILT-IN MIXER / 内置单把手龙头  
**TRAME** 54319  
**INTRECCIO** 54119  
**MECCANICA** 54219  
**CESELLO** 54419



**16. 44665\_54014**  
WALL-MOUNTED ELECTRONIC MIXER, W 164 MM / 电子壁挂式水龙头, 长164毫米  
**44665\_54015** W 218 MM  
**TRAME** 54314 / 54315  
**INTRECCIO** 54114 / 54115  
**MECCANICA** 54214 / 54215  
**CESELLO** 54414 / 54415



**17. 44665\_54014**  
WALL-MOUNTED ELECTRONIC MIXER, W 164 MM / 电子壁挂式水龙头, 长164毫米  
**44665\_54015** W 218 MM  
**TRAME** 54314 / 54315  
**INTRECCIO** 54114 / 54115  
**MECCANICA** 54214 / 54215  
**CESELLO** 54414 / 54415



**18. 54018**  
ELECTRONIC SEPARATE CONTROL / 电子遥控器

**19. 44679\_54020**  
BUILT-IN ELECTRONIC SEPARATE CONTROL / 壁式电子遥控器



**20. 54037**  
FOUR-HOLE BATH MIXER WITH SPOUT AND DIVERTER / 四孔浴缸边缘龙头装置, 带出水口和分流器



**21. 54037**  
FOUR-HOLE BATH MIXER WITH SPOUT AND DIVERTER / 四孔浴缸边缘龙头装置, 带出水口和分流器




**22. 54008**  
WALL-MOUNTED BATH SPOUT / 浴缸出水口

**23. 46189\_54028**  
FREESTANDING BATH MIXER / 外置浴缸支架

**24. 54195**  
FREESTANDING BATH SPOUT / 落地式浴缸出水口



**25. 54139\_54136**  
TWO-WAY BUILT-IN BATH MIXER WITH SPOUT / 嵌入式单把手浴缸龙头, 二路, 带出水口  
**54139\_54140**



**26. 54139\_54038**  
TWO-WAY BUILT-IN SHOWER MIXER / 嵌入式单把手淋浴龙头, 二路




**27. 54139\_54039**  
TWO-WAY BUILT-IN SHOWER MIXER / 嵌入式单把手淋浴龙头, 二路

**28. 54023**  
SHOWER SET / 淋浴装置



**29. 43103\_54514** 两个独立出口  
**43105\_54516** 三个独立出口  
**43107\_54518** 四个独立出口  
**43109\_54520** 五个独立出口  
THERMOSTATIC HIGH-CAPACITY BUILT-IN PART MIXER / 内置恒温龙头, 大流量




**30. 43103\_54504** 两个独立出口  
**43105\_54506** 三个独立出口  
**43107\_54508** 四个独立出口  
**43109\_54510** 五个独立出口  
THERMOSTATIC HIGH-CAPACITY BUILT-IN PART MIXER / 内置恒温龙头, 大流量



**31. 09264\_54334** 二个独立出口  
**09266\_54336** 三个独立出口  
**09268\_54338** 四个独立出口  
**09263\_54340** 五个独立出口  
WALL-MOUNTED THERMOSTATIC MIXER / 壁挂式恒温龙头


**32. 54169\_54032** 单路  
**54169\_54034** 两路  
**54169\_54036** 三路  
THERMOSTATIC BUILT-IN PART MIXER / 内置恒温龙头  
**54169\_54232** 单路  
**54169\_54234** 两路  
**54169\_54236** 三路



**33. 54073\_54079** TWO-WAYS  
**54055\_54019** ONE-WAY BUILT-IN SHOWER MIXER / 暗装式单把手淋浴龙头  
**54073\_54077** TWO-WAYS



**34. 43283\_54564**  
STOP VALVE FOR THERMOSTATIC HIGH-CAPACITY MIXER / 大流量恒温龙头



**35. 43281\_54554**  
THERMOSTATIC HIGH-CAPACITY BUILT-IN MIXER / 内置恒温龙头, 大流量

**36. 54045**  
SLIDING RAIL WITH ANTIMLIMESTONE HANDSHOWER, FLEXIBLE HOSE AND WATER OUTLET / 滑轨, 带水接口, 防垢花洒和柔性软管  
**54044** WITHOUT WATER OUTLET  
**54042** SLIDING RAIL ONLY / 滑轨



**37. 54127**  
CONICAL SHOWER HOOK HANDSHOWER / 淋浴花洒锥体支架与手持花洒




**38. 45163**  
WALL-FIXING HEADSHOWER / 壁挂式花洒头



**39. 54148**  
WALL-MOUNTED ADJUSTABLE SHOWERHEAD / 旋转式壁挂花洒头

**40. 54149**  
WALL-MOUNTED ADJUSTABLE SHOWERHEAD / 旋转式壁挂花洒头



**41. 54152**  
CEILING-MOUNTED ADJUSTABLE SHOWERHEAD / 旋转式吊顶花洒头  
**54150** CUSTOM LENGHT / 臂杆长度可定制



**42. 54151**  
CEILING-MOUNTED ADJUSTABLE SHOWERHEAD / 旋转式吊顶花洒头  
**54153** CUSTOM LENGHT / 臂杆长度可定制



**43. 32985\_32982**  
BUILT-IN ADJUSTABLE LATERAL BODY JET / 内置旋转式侧花洒

**44. 32971**  
LATERAL BODY JET / 侧置花洒头

**45. 32977**  
WALL-MOUNTED ATOMIZER JET / 侧面花洒头, 带喷雾功能

**46. 13375**  
ADJUSTABLE LATERAL BODY JET / 旋转式侧花洒头

**47. 20293**  
WATERFALL SPOUT / 瀑布式浴缸出水口


**48. 65295**  
WATERFALL SPOUT / 瀑布口

**49. 54054**  
HANDSHOWER / 手持花洒

**50. 63001\_63004**  
THERMOSTATIC MIXER FOR TWO FUNCTIONS, WITH PUSH-BUTTON ON/OFF CONTROL / 双功能恒温龙头, 带开关按钮  
**63001\_63002** ONE FUNCTION / 一种功能  
**63001\_63006** THREE FUNCTIONS / 三种功能



**51. 63055\_63079**  
SINGLE-LEVER MIXER FOR TWO FUNCTIONS, WITH PUSH-BUTTON ON/OFF CONTROL / 双功能单把手龙头, 带开关按钮  
**63055\_63061** ONE FUNCTION / 一种功能  
**63055\_63081** THREE FUNCTIONS / 三种功能



**52. 63011\_63012**  
THERMOSTATIC MIXER FOR TWO SIMULTANEOUS FUNCTIONS, WITH PUSH-BUTTON ON/OFF CONTROLS / 恒温龙头, 同时具备两种功能, 带开关按钮  
**63013\_63014** THREE FUNCTIONS / 三种功能  
**63015\_63016** FOUR FUNCTIONS / 四种功能  
**63017\_63018** FIVE FUNCTIONS / 五种功能

**55. 63199**  
MAGNETIC SHOWER SET WITH 1,50 M DARKFLEX HOSE / 带磁力支架和 DARKFLEX 柔性软管的淋浴套装, 长 1,50 米  
**56.57603\_57018** 雨淋式, 直径 350 MM  
**57601\_57018** 嵌入式  
**57303\_57002** 300 X 300 雨淋式  
**57301\_57002** 嵌入式  
**57307\_57004** 300 X 300 雨淋式/瀑布式  
**57305\_57004** 嵌入式  
**57403\_57006** 300 X 500 雨淋式  
**57401\_57006** 嵌入式  
**57411\_57010** 300 X 500 多功能  
**57409\_57010** 嵌入式  
**57503\_57012** 500 X 500 雨淋式  
**57501\_57012** 嵌入式  
**57511\_57016** 500 X 500 多功能喷雾式  
**57509\_57016** 嵌入式

**53. 63021\_63022**  
THERMOSTATIC SHELF MIXER FOR TWO SIMULTANEOUS FUNCTIONS, WITH PUSH-BUTTON ON/OFF CONTROLS / 壁挂式恒温龙头, 同时具备两种功能, 带开关按钮  
**63023\_63024** THREE FUNCTIONS / 三种功能  
**63025\_63026** FOUR FUNCTIONS / 四种功能  
**63027\_63028** FIVE FUNCTIONS / 五种功能

**54. 63099**  
磁性花洒套装 / MAGNETIC SHOWER SET

**58. 57827\_57876**  
彩色多功能  
**57831\_57882** 彩色多功能  
**57927\_57977** 彩色多功能  
**57829\_57878** 350 多功能  
**57929\_57980** 500 多功能

**59. 20295**  
WALL-MOUNTED WATERFALL SPOUT / 壁挂式瀑布淋浴出水口  
**20293**

**60. 57221**  
WALL-MOUNTED ADJUSTABLE AND ANTI-LIMESTONE SHOWERHEAD MECCANICA. MULTI-SPRAY FUNCTION / 可调式壁挂式防垢花洒头 MECCANICA. 多重喷洒功能  
**57223** RAIN / 雨淋  
**57225** MIST / 雾化  
**57227** WATERFALL / 瀑布式  
**57253** RAINFALL, SPRAY, MASSAGE / 雨淋, 喷洒, 按摩

**61. 57233**  
WALL-MOUNTED ADJUSTABLE AND ANTI-LIMESTONE SHOWERHEAD CESELLO. RAIN FUNCTION / 可调式防垢壁挂式花洒 CESELLO. 雨水功能  
**57231** MULTI-SPRAY / 多重喷洒  
**57235** MIST / 雾化  
**57237** WATERFALL / 瀑布式  
**57255** RAINFALL, SPRAY, MASSAGE / 雨淋, 喷洒, 按摩

**62. 57215**  
WALL-MOUNTED ADJUSTABLE AND ANTI-LIMESTONE SHOWERHEAD INTRECCIO. MIST FUNCTION / 壁挂式旋转防垢头顶花洒 INTRECCIO. 雾化功能  
**57211** MULTI-SPRAY / 多重喷洒  
**57213** RAIN / 雨淋  
**57217** WATERFALL / 瀑布式  
**57251** RAINFALL, SPRAY, MASSAGE / 雨淋, 喷洒, 按摩

**63. 57247**  
WALL-MOUNTED ADJUSTABLE AND ANTI-LIMESTONE SHOWERHEAD FRAME. WATERFALL FUNCTION / 壁挂式旋转防垢头顶花洒 FRAME. 瀑布功能  
**57241** MULTI-SPRAY / 多重喷洒  
**57243** RAIN / 雨淋  
**57245** MIST / 雾化  
**57257** RAINFALL, SPRAY, MASSAGE / 雨淋, 喷洒, 按摩



**64. 54701** 白色入墙式  
**54702** 黑色入墙式  
**54725** 白色支架  
**54726** 黑色支架  
SOAP HOLDER / 皂碟



**65. 54708** 黑色入墙式  
**54707** 白色入墙式  
**54731** 白色支架  
**54732** 黑色支架  
TUMBLER HOLDER / 杯架



**66. 54713** 白色入墙式  
**54714** 黑色入墙式  
**54737** 白色支架  
**54738** 黑色支架  
SOAP DISPENSER HOLDER / 分配器架, 带杯子



**67. 54720** 黑色入墙式  
**54719** 白色入墙式  
**54743** 白色支架  
**54744** 黑色支架  
BRUSH HOLDER / 马桶刷架



**68. 54749**  
WALL-MOUNTED PAPER ROLL HOLDER / 墙面纸卷架

**69. 54797** 30 CM  
54800 45 CM  
54803 60 CM  
TOWEL RAIL / 毛巾架  
**54921 30 CM** FOR GLASS / 用于玻璃  
**54923 45 CM** FOR GLASS / 用于玻璃  
**54925 60 CM** FOR GLASS / 用于玻璃

**70. 54821**  
WALL-MOUNTED ROBE HOOK / 壁挂式衣架



**71. 39118**  
516 白色欧洲陶瓷  
531 哑光 白色陶瓷  
532 哑光 黑色陶瓷  
WALL HUNG WC IN CERAMIC, INTEGRATED SIPHON. SOFT-CLOSING HARDWARE AND LATERAL HOLES PLUGS INCLUDED IN CHROME, MORE FINISHES ON REQUEST / 壁挂式陶瓷马桶, 带集成虹吸管, 铰链带缓闭功能, 侧盖为镀铬材质, 可根据客户要求要求进行加工

**72. 39113**  
516 白色欧洲陶瓷  
531 哑光 白色陶瓷  
532 哑光 黑色陶瓷  
WALL HUNG WC IN CERAMIC, INTEGRATED SIPHON. SOFT-CLOSING HARDWARE AND LATERAL HOLES PLUGS INCLUDED IN CHROME, MORE FINISHES ON REQUEST / 壁挂式陶瓷马桶, 带集成虹吸管, 铰链带缓闭功能, 侧盖为镀铬材质, 可根据客户要求要求进行加工  
**39114** WALL HUNG WC. HARDWARE AND LATERAL HOLES PLUGS NOT INCLUDED. / 壁挂式马桶, 不含铰链和坐垫

**73. 39115**  
516 白色欧洲陶瓷  
531 哑光 白色陶瓷  
532 哑光 黑色陶瓷  
WALL HUNG BIDET IN CERAMIC WITH OVERFLOW WASTE. CENTRAL FOR TAPS AND FITTINGS. OVERFLOW CAP AND SIDE COVERING CAPS INCLUDED IN CHROME. MORE FINISHES ON REQUEST / 壁挂式陶瓷坐浴盆, 带溢流塞, 中央孔为水龙头, 溢流塞和侧盖为镀铬材质, 颜色可根据需要选择

**75. 54603**  
SUPPORTO IN CRISTALPLANT PER INSTALLAZIONE A PAVIMENTO LAVABO 54601 / 用于落地式安装的 CRISTALPLANT 制作, 适用于 54601

**76. 54601**  
COUNTER WASHBASIN IN STAINLESS STEEL, WITHOUT OVERFLOW WASTE / 不锈钢台面洗脸盆, 无溢出水管

**77. 54605**  
COUNTER WASHBASIN 400X400 MM IN STAINLESS STEEL, WITHOUT OVERFLOW WASTE / 钢制台面洗脸盆, 不含溢水 400X400 毫米

**78. 54606**  
COUNTER WASHBASIN 600X350 MM IN STAINLESS STEEL, WITHOUT OVERFLOW WASTE / 钢制台面洗脸盆, 不含溢水 600X350 毫米



DAVID ROCKWELL  
GESI

The most perceptive consumers are expressing the need for a return to authenticity, and a desire to surround themselves with products that exude a feeling of reliability, true depth, and quality. They want products perfected over a long time with a purposeful aesthetic that arouses emotions. Gessi's goal was to conceive a unique line of products that could fully embody the emotions of the skillful specifics of old era brassware manufacturers while making it fresh and contemporary by infusing it with modern architectural taste and the most advanced metal processing technology. To leave an impressive mark, typical of a global style leader, Gessi looked to the designers that had attained the most outstanding achievements in the application of warm-modern and elegantly industrial aesthetics in the design of interiors and objects, establishing a collaboration with architect David Rockwell and his award-winning firm Rockwell Group. The result of the creative collaboration between Gessi and David Rockwell is the amazing Inciso Collection of bath fittings and accessories.

当今最有意识的消费者会更加追求返璞归真，希望使用可靠、风格考究、质量上乘的产品。他们渴望拥有慢工出细活，凭借外观唤起情感的产品。Gessi的目标就是构思一条独特的产品线，表达早期黄铜物品制造商的情感，并融入现代建筑的品味以及最先进的金属加工技术。为了留下现代风格领袖的印记，Gessi看中了一位在物品、室内设计领域成功应用了现代、沉浸式、优雅、工业美学的设计师暨建筑师David Rockwell，和此人及其荣誉无数的工作室The Rockwell Group达成合作。作为该项合作的结晶，庞大的水龙头、配件系列Inciso应运而生。



DESIGN DAVID ROCKWELL FOR GESI  
GESI PATENT

# INCISO

David Rockwell

The Inciso collection is made of solid brass, and is available in a large number of finishings, including black, nickel and bronze. Inciso can be easily customized by mixing different texture inserts and finishings, providing a wide variety of combinations that are suitable for any bath environment. Whether in a residential or commercial setting, Inciso line of bath fixtures offers sinks, bathtubs, showers and accessories.

Through the creativity and innovation of both companies, the David Rockwell for Gessi suite of products interprets a uniquely American ethos, by instilling it with a typical Italian flair.

Inciso系列采用坚固黄铜材质，有大量饰面和表面处理可供挑选，其中包括黑金属、镍和青铜。只需将不同纹理插件和饰面结合，就可以轻松自定义Inciso，打造大量组合，适应各类可以想象的卫浴环境。Inciso产品线的使用跨度从居住到商业领域，细分为用于洗脸盆、浴缸和淋浴的全套水龙头，还有豪华的配件。

凭借两家企业的创意、创新，由David Rockwell为Gessi打造的产品系列诠释了非常务实的美式品味，并且注入了典型的意大利风格。





# INCISO

Inciso, the collection of faucets and accessories designed by David Rockwell for Gessi, channels the honesty of traditional craftsmanship and the American spirit by bringing a new visual language to the contemporary bath-scape. The line's clean modern forms are consistent with the tradition of Gessi, while its highly customizable and fully flexible features are suitable for many environments, being them residential or dedicated to hospitality. The formal gestures of early plumbing fixtures and the refined, architectural sensibility of modern metalwork inspired Inciso's distinguished profile. With sculpted contours paired with smooth surfaces and textured patterns, the collection achieves captivating allure in alignment with Gessi's philosophy, which is to enrich intimate living spaces with beautiful, well-made objects that remain reliably functional.

Rockwell集团为Gessi设计的水龙头及配件系列,体现了传统制造业的真实性和美国精神,将新的美学语言引入现代浴室。该系列现代利落的形状和Gessi传统的线性设计一脉相承,高度自定义且完全灵活,适应各类居所或酒店环境。

历史悠久的水龙头制作形态、考究的建筑敏感性以及现代金属加工技术构成了Inciso优雅轮廓的灵感。通过利落的轮廓,光滑和纹理表面的熟练交替,该系列传达出一种迷人的魅力,贯彻了Gessi用美观、做工优良且功能性强的物件丰富个人日常生活空间的理念。



davidrockwell for  
**GESSI**





030 Copper  
PVD铜



246 Gold  
PVD金



031 Chrome  
铬色




726 Warm Bronze  
Brushed  
PVD拉丝香槟铜



706 Black Metal  
PVD亮光黑

饰面列表

FINISHES LIST



710 Brass  
淡金



735 Warm Bronze  
青铜



708 Copper Brushed  
PVD拉丝铜



# INCISO

## Finishes List / 饰面列表

- #031 Chrome / 铬色
- #149 Finox / 拉丝镍
- #299 Matt Black / 哑光黑
- #706 Black Metal / PVD亮光黑
- #707 Black Metal Brushed / PVD拉丝黑
- #187 Aged Bronze / 古铜
- #713 Antique Brass / 古典铜
- #735 Warm Bronze / 青铜
- #726 Warm Bronze Brushed / PVD拉丝香槟铜
- #710 Brass / 淡金
- #727 Brass Brushed / PVD拉丝黄铜
- #246 Gold / PVD金
- #030 Copper / PVD铜
- #708 Copper Brushed / PVD拉丝铜
- #720 Nickel PVD / 镍
- #845 Dark Bronze / 深铜色

More on request  
如需更多信息, 欢迎垂询



**1. 58011**  
THREE-HOLE BASIN MIXER WITH WASTE / 三孔洗脸盆龙头装置, 带下水  
58012 WITHOUT WASTE / 无下水

**2. 58111**  
THREE-HOLE BASIN MIXER WITH WASTE / 三孔洗脸盆龙头装置, 带下水  
58112 WITHOUT WASTE / 无下水

**3. 58013**  
MEDIUM VERSION THREE-HOLE BASIN MIXER WITH WASTE / 中高三孔洗脸盆龙头装置, 带下水  
58014 WITHOUT WASTE / 无下水

**4. 58113**  
MEDIUM VERSION THREE-HOLE BASIN MIXER WITH WASTE / 中高三孔洗脸盆龙头装置, 带下水  
58114 WITHOUT WASTE / 无下水

**5. 45089\_58090** 190 - 210 MM  
**45089\_58092** 235 - 255 MM  
BUILT-IN THREE-HOLE MIXER, WITHOUT WASTE / 三孔暗藏式洗脸盆龙头装置, 无下水

**6. 45089\_58190** 190 - 210 MM  
**45089\_58192** 235 - 255 MM  
BUILT-IN THREE-HOLE MIXER, WITHOUT WASTE / 三孔暗藏式洗脸盆龙头装置, 无下水

**7. 58001**  
BASIN MIXER WITH WASTE / 单把手洗脸盆龙头, 带下水  
58002 WITHOUT WASTE / 无下水



**11. 58001**  
BASIN MIXER WITH WASTE / 单把手洗脸盆龙头, 带下水  
58002 WITHOUT WASTE / 无下水

**12. 58001**  
BASIN MIXER WITH WASTE / 单把手洗脸盆龙头, 带下水  
58002 WITHOUT WASTE / 无下水

**13. 58001**  
BASIN MIXER WITH WASTE / 单把手洗脸盆龙头, 带下水  
58002 WITHOUT WASTE / 无下水

**14. 58001**  
BASIN MIXER WITH WASTE / 单把手洗脸盆龙头, 带下水  
58002 WITHOUT WASTE / 无下水

**15. 58001**  
BASIN MIXER WITH WASTE / 单把手洗脸盆龙头, 带下水  
58002 WITHOUT WASTE / 无下水

**16. 58001**  
BASIN MIXER WITH WASTE / 单把手洗脸盆龙头, 带下水  
58002 WITHOUT WASTE / 无下水

**17. 58001**  
BASIN MIXER WITH WASTE / 单把手洗脸盆龙头, 带下水  
58002 WITHOUT WASTE / 无下水

**18. 58001**  
BASIN MIXER WITH WASTE / 单把手洗脸盆龙头, 带下水  
58002 WITHOUT WASTE / 无下水



**11. 54198\_58088** 189 - 219 MM  
**54198\_58089** 234 - 264 MM  
BUILT-IN MIXER WITH SPOUT, WITHOUT WASTE / 隐藏式单把手龙头, 带出水口, 无下水

**12. 58100** 210 MM  
**58101** 255 MM  
WALL-MOUNTED SPOUT / 壁式出水口

**13. 58199**  
CEILING-MOUNTED SPOUT / 吊顶出水口  
58299 定制

**14. 58093** H 139 MM  
**58091** H 59 MM  
COUNTER SPOUT / 台面出水口

**15. 54055\_58109**  
BUILT-IN MIXER / 内置单把手龙头

**16. 58200**  
COUNTER SEPARATE CONTROL / 遥控

**17. 58007**  
BIDET MIXER WITH WASTE / 单把手坐浴盆龙头, 带下水



**18. 58127**  
BIDET MIXER WITH WASTE / 双把手坐浴盆龙头, 带下水  
58027 INCISO -



**19. 44679\_58024**  
CEILING-MOUNTED ELECTRONIC MIXER / 电子吊顶龙头  
44679\_58026 定制

**20. 58023**  
ELECTRONIC BASIN MIXER / 电子面盆龙头

**21. 44665\_58105**  
WALL-MOUNTED ELECTRONIC MIXER / 电子壁挂龙头  
44665\_58107

**22. 58018**  
ELECTRONIC SEPARATE CONTROL / 电子遥控器

**23. 44679\_58019**  
BUILT-IN ELECTRONIC SEPARATE CONTROL / 壁式电子遥控器



**24. 58040**  
FIVE-HOLE BATH MIXER WITH SPOUT AND DIVERTER / 五孔浴缸龙头带出水口和分流器

**25. 58140**  
FIVE-HOLE BATH MIXER WITH SPOUT AND DIVERTER / 五孔浴缸龙头带出水口和分流器

**26. 58043**  
FOUR-HOLE BATH MIXER WITH DIVERTER, TO BE USED WITH OVERFLOW FILLER / 四孔浴缸龙头, 用于浴缸柱出水

**27. 58143**  
FOUR-HOLE BATH MIXER WITH DIVERTER, TO BE USED WITH OVERFLOW FILLER / 四孔浴缸龙头, 用于浴缸柱出水

**28. 54139\_58342**  
WALL-MOUNTED BATH MIXER, TWO WAY DIVERTER, TO BE USED WITH OVERFLOW FILLER / 壁挂式浴缸龙头, 两路, 带分流器

**29. 58103**  
WALL-MOUNTED BATH SPOUT / 壁挂式浴缸出水口

**30. 54139\_58345**  
WALL-MOUNTED SHOWER MIXER, TWO WAY WITH DIVERTER, WATER OUTLET, HANDSHOWER HOOK / 壁挂式淋浴龙头, 两路, 含分流器, 水接口和手持花洒支架

**31. 58123**  
SHOWER SET / 淋浴装置

**32. 58137**  
CONICAL SHOWER HOOK WITH HANDSHOWER / 淋浴花洒锥体支架与手持花洒



**33. 65099\_58029**  
FREESTANDING BATH MIXER / 外置浴缸支架

**34. 65099\_58129**  
FREESTANDING BATH MIXER / 外置浴缸支架

**35. 09269\_58132** 单路  
09269\_58134 双路  
09269\_58136 三路  
THERMOSTATIC BUILT-IN PART MIXER / 内置恒温龙头

**36. 09269\_58232** 单路  
09269\_58234 双路  
09269\_58236 三路  
THERMOSTATIC BUILT-IN PART MIXER / 内置恒温龙头

**37. 44673\_58079** 双路  
44655\_58061 单路  
BUILT-IN SHOWER MIXER / 暗装式单把手淋浴龙头





**43.09264\_58434**  
两个独立出口  
09266\_58436 三个独立出口  
09268\_58438 四个独立出口  
09263\_58440 五个独立出口  
WALL-MOUNTED THERMOSTATIC MIXER / 壁挂式恒温龙头, 带两个独立出口

**44. 43283\_58263**  
STOP VALVE FOR THERMOSTATIC HIGH-CAPACITY MIXER / 大流量恒温器用截止阀

**45. 43283\_58363**  
STOP VALVE FOR THERMOSTATIC HIGH-CAPACITY MIXER / 大流量恒温器用截止阀

**46. 43281\_58254**  
THERMOSTATIC HIGH-CAPACITY BUILT-IN MIXER / 内置恒温龙头, 大流量





**56. 58142**  
SLIDING RAIL WITH ANTIMLIMESTONE HANDSHOWER, FLEXIBLE HOSE AND WATER OUTLET / 滑轨, 带水接口, 防垢花洒和柔性软管  
**58145** WITHOUT WATER OUTLET  
**58144** SLIDING RAIL ONLY  
SLIDING RAIL / 滑轨  
**57. 14372 032**  
**RI29783 023**  
HANDSHOWER / 手持花洒



**47. 58185**  
WALL-MOUNTED SHOWERHEAD / 壁挂式花洒头



**48. 58148** Ø200 MM  
**58248 0300**  
WALL-MOUNTED SHOWERHEAD / 壁挂式花洒头

**49. 58189**  
WALL-MOUNTED SHOWERHEAD / 壁挂式花洒头

**50. 58186**  
**58188** 定制  
CEILING-MOUNTED SHOWERHEAD / 吸顶式花洒头

**51. 58152** Ø200 MM  
**58252 0300**  
CEILING-MOUNTED SHOWERHEAD / 吸顶式花洒头

**52. 58150** Ø300 MM 定制  
**58150 0200** MM 定制

**52. 32985\_32982**  
BUILT-IN ADJUSTABLE LATERAL BODY JET / 内置旋转式侧花洒

**53. 32971**  
LATERAL BODY JET / 侧面花洒头

**54. 13375**  
ADJUSTABLE LATERAL BODY JET / 旋转式侧花洒头

**55. 32977**  
WALL-MOUNTED ATOMIZER JET / 侧面花洒头, 带喷雾功能



**58. 63001\_65232**  
THERMOSTATIC MIXER FOR TWO SIMULTANEOUS FUNCTIONS, WITH PUSH-BUTTON ON/OFF CONTROLS / 恒温龙头, 同时具备两种功能, 带开关按钮

**63001\_65234** THREE FUNCTIONS / 三种功能

**59. 63055\_65242**  
SINGLE-LEVER MIXER FOR TWO SIMULTANEOUS FUNCTIONS, WITH PUSH-BUTTON ON/OFF CONTROLS / 单把手龙头, 同时具备两种功能, 带开关按钮

**63055\_65244** THREE FUNCTIONS / 三种功能



**60. 63011\_65222**  
THERMOSTATIC MIXER FOR TWO SIMULTANEOUS FUNCTIONS, WITH PUSH-BUTTON ON/OFF CONTROLS / 恒温龙头, 同时具备两种功能, 带开关按钮  
**63013\_65224** THREE FUNCTIONS / 三种功能  
**63015\_65226** FOUR FUNCTIONS / 四种功能

**61. 63021\_65252**  
THERMOSTATIC SHELF MIXER FOR TWO SIMULTANEOUS FUNCTIONS, WITH PUSH-BUTTON ON/OFF CONTROLS / 壁挂式恒温龙头, 同时具备两种功能, 带开关按钮


**63023\_65254** THREE FUNCTIONS / 三种功能

**63025\_65256** FOUR FUNCTIONS / 四种功能


**62. 63099**  
磁性花洒套装 / MAGNETIC SHOWER SET

**63. 63199**  
MAGNETIC SHOWER SET WITH 1,50 M DARKFLEX HOSE / 带磁力支架和 DARKFLEX柔性软管的淋浴套装, 长 1.50米

**64. 57603\_57018**  
雨淋式, 直径350 MM  
**57601\_57018** 嵌入式  
**57303\_57002** 300 X 300 雨淋式  
**57301\_57002** 嵌入式  
**57307\_57004** 300 X 300 雨淋式/瀑布式  
**57305\_57004** 嵌入式  
**57403\_57006** 300 X 500 雨淋式  
**57401\_57006** 嵌入式  
**57411\_57010** 300 X 500 多功能  
**57409\_57010** 嵌入式  
**57503\_57012** 500 X 500 雨淋式  
**57501\_57012** 嵌入式  
**57511\_57016** 500 X 500 多功能喷雾式  
**57509\_57016** 嵌入式



**66. 57827\_57876**  
COLOUR MULTIFUNCTION  
**57831\_57882** COLOUR MULTIFUNCTION  
**57927\_57977** 500X500 MULTIFUNCTION  
**57829\_57878** Ø 350 MULTIFUNCTION  
**57929\_57980** Ø 500 MULTIFUNCTION



**67. 57261**  
WALL-MOUNTED ADJUSTABLE AND ANTI-LIMESTONE SHOWERHEAD, MULTI-SPRAY FUNCTION / 壁挂式旋转花洒头, 防垢, 多重喷雾功能  
**57263** RAIN / 雨淋  
**57265** MIST / 雾化  
**57267** WATERFALL / 瀑布式  
**57269** RAINFALL, SPRAY, MASSAGE / 雨淋, 喷洒, 按摩

**68. 20293**  
WALL-MOUNTED WATERFALL SPOUT / 壁挂式瀑布淋浴出水口

**69. 20295**  
WALL-MOUNTED WATERFALL SPOUT / 壁挂式瀑布淋浴出水口

**70. 65295**  
WALL-MOUNTED WATERFALL SPOUT / 壁挂式瀑布淋浴出水口

**71.58501** 白色入墙式  
**58502** 黑色入墙式  
**58525** 白色支架  
**58526** 黑色支架  
SOAP HOLDER / 皂碟

**72.58508** 黑色入墙式  
**58507** 白色入墙式  
**58531** 白色支架  
**58532** 黑色支架  
TUMBLER HOLDER / 杯架



**73.58513** 白色入墙式  
**58514** 黑色入墙式  
**58537** 白色支架  
**58538** 黑色支架  
SOAP DISPENSER HOLDER / 分配器架, 带杯子

**74.58520** 黑色入墙式  
**58519** 白色入墙式  
**58543** 白色支架  
**58544** 黑色支架  
BRUSH HOLDER / 马桶刷架

**75. 58423** 45 CM  
GRAB-BAR / 把手

**76. 58509**  
TOWEL RING / 环形毛巾架

**77. 58497** 30 CM  
**58500** 45 CM  
**58503** 60 CM  
**58505** 80 CM  
**58613** 30 CM FOR GLASS/用于玻璃  
**58615** 45 CM FOR GLASS/用于玻璃  
**58617** 60 CM FOR GLASS/用于玻璃  
TOWEL RAIL / 毛巾架

**78. 58455**  
WALL-MOUNTED PAPER ROLL HOLDER / 墙面纸卷架

**79. 58521**  
WALL-MOUNTED ROBE HOOK / 壁挂式衣架

**80.39118**  
**518** 白色欧洲陶瓷  
**531** 哑光 白色陶瓷  
**532** 哑光 黑色陶瓷  
WALL HUNG WC, INTEGRATED SIPHON, SOFT-CLOSING HARDWARE INCLUDED IN CHROME, MORE FINISHES ON REQUEST / 壁挂式马桶, 虹吸集成, 铬合金缓闭铰链, 饰面可根据客户要求制作

**81.39113**  
**518** 白色欧洲陶瓷  
**531** 哑光 白色陶瓷  
**532** 哑光 黑色陶瓷  
WALL HUNG WC, INTEGRATED SIPHON, SOFT-CLOSING HARDWARE INCLUDED IN CHROME, MORE FINISHES ON REQUEST / 壁挂式马桶, 虹吸集成, 铬合金缓闭铰链, 饰面可根据客户要求制作

**82.39115**  
**518** 白色欧洲陶瓷  
**531** 哑光 白色陶瓷  
**532** 哑光 黑色陶瓷  
WALL HUNG BIDET, OVERFLOW CAP INCLUDED IN CHROME, MORE FINISHES ON REQUEST / 壁挂式坐便器, 包含溢流盖, 镀铬材质, 饰面可根据要求进行处理


**83. 54611**  
**54613**  
**54617**  
**54619**  
**54621**  
WC ACTUATOR PLATE / 马桶控制板

**84. 54603**  
SUPPORTO IN CRISTALPLANT PER INSTALLAZIONE A PAVIMENTO LAVABO 54601 / 用于落地式安装的 CRISTALPLANT®制作, 适用于54601

**85. 54601**  
COUNTER WASHBASIN IN STAINLESS STEEL, WITHOUT OVERFLOW WASTE / 不锈钢台面洗脸盆, 无溢出水管

**86. 54605**  
COUNTER WASHBASIN 400X400 MM IN STAINLESS STEEL, WITHOUT OVERFLOW WASTE / 不锈钢台面洗脸盆, 不含溢水400X400毫米

**87. 54607**  
COUNTER WASHBASIN 600X350 MM IN STAINLESS STEEL, WITHOUT OVERFLOW WASTE / 不锈钢台面洗脸盆, 不含溢水600X350毫米



# VENTI20

## THE VENTI20 COLLECTION BREATHES NEW LIFE INTO SIGNATURE ELEMENTS THE '20S

With carefully dosed retro notes, yet doing away with nostalgic replicas, are known for – the detailing, the iconic style, the playful essence. The collection ingests the enthusiasm for life and future-looking optimism of that era and infuses it into the most private spaces of contemporary living. In this visionary outlook lies the recipe for a new appreciation of style and improvement to people's lives today.

### VENTI20系列为20年代的标志性元素注入新的活力

Venti20系列在复古上张弛有度，未陷入单纯复刻的窠臼，将务实、现代的生命注入值得玩味的精粹中，注入风尚中，注入对“20年代”考究细节的喜爱中，因为它希望再现那个年代对生命的热爱，对未来的满怀憧憬，并且将其融入私密的当代生活环境中。在广阔、信心十足且颇具想象力的愿景下，该系列就是如今改善人们生活，实现重生的良方。



Careful attention to the detail and form of the sink mixer is balanced by an aspiration for simplicity. Venti20 fully captures the allure of the '20s, evoking pleasant visions of light-hearted celebration. The choice of a particular colour or line, like a precious jewel, captivates you in the moment and inspires you for a lifetime.



对洗脸盆水龙头细节、形状的重视以及对极简的渴望达到了平衡。Venti20充分展现了20年代的经典魅力，让人回到了无忧无虑、节日时刻的愉悦时刻。和珠宝一样，色彩、线条的选择仅在短短一瞬间，却可以带来持续一生的愉悦。



想象宏伟

IMAGINE THE  
MAGNIFICENT



# VENTI20

New forms and original details come together in a classic yet contemporary blend. The visionary Venti20 ceiling spout embodies the chic cleanliness of minimalist design. The Collection's utmost attention to detail is crystallised in the highly technical and aesthetic virtuosity of the remote mixer with its extraordinary detailing, the result of talented and dedicated craftsmanship.



全新形态和前所未有的细节将古典、当代相融合。Venti20充满想象力的吊顶出水口概括了极简主义设计的利落形状。该系列无微不至，远程水龙头在技术-外观上堪称完美，珍贵的细节都是凭借精度、热情打造。





Elegantly detailed profiles pair with simple, pure lines to work together as a functional, contemporary work of art. The meticulous workmanship of the handles and at the base of the long umbrella spout recall a classic style reimagined for a new era.

轮廓装饰优雅的细节和肃穆线条相辅相成，凸显了当代功能性工艺品背后对外观、艺术的考究。手柄和伞柄长管底部做工精细，与经典风格相得益彰。

# FINISHES List

## 饰面列表

031  
CHROME  
铬色



720  
NICKEL PVD  
镍



149  
FINOX  
拉丝镍



299  
MATT BLACK  
哑光黑

706  
BLACK METAL  
PVD亮光黑



707  
BLACK METAL  
BRUSHED  
PVD拉丝黑



187  
AGED BRONZE  
古铜

030  
COPPER  
PVD铜



735  
WARM BRONZE  
青铜

708  
COPPER BRUSHED  
PVD拉丝铜



726  
WARM BRONZE  
BRUSHED  
PVD拉丝香槟铜



713  
ANTIQUÉ BRASS  
古典铜

727  
BRASS BRUSHED  
PVD拉丝黄铜




710  
BRASS  
淡金

## Finishes List / 饰面列表

- #031 Chrome / 铬色
- #149 Finox / 拉丝镍
- #299 Matt Black / 哑光黑
- #706 Black Metal / PVD亮光黑
- #707 Black Metal Brushed / PVD拉丝黑
- #187 Aged Bronze / 古铜
- #713 Antique Brass / 古典铜
- #735 Warm Bronze / 青铜
- #726 Warm Bronze Brushed / PVD拉丝香槟铜
- #710 Brass / 淡金
- #727 Brass Brushed / PVD拉丝黄铜
- #030 Copper / PVD铜
- #708 Copper Brushed / PVD拉丝铜
- #720 Nickel PVD / 镍


**More on request**  
如需更多信息, 欢迎垂询

**5. 65012**  
MEDIUM THREE-HOLE BASIN MIXER, WITH FLEXIBLE HOSES, WITH WASTE / 中高三孔洗脸盆龙头装置, 带柔性连接软管  
63014 WITHOUT WASTE / 无下水




1

**6. 65015**  
THREE-HOLE BASIN MIXER WITH UMBRELLA SPOUT, WITH WASTE / 中高三孔洗脸盆龙头装置, 伞式出水口, 带下水  
65016 WITHOUT WASTE / 无下水



3

**7. 65021**  
SMALL BASIN SPOUT / 矮款洗脸盆出水口  
65023 MEDIUM BASIN SPOUT / 中高洗脸盆出水口



7

**8. 65025**  
MEDIUM BASIN UMBRELLA SPOUT / 中高伞式出水口



10

**9. 65100**  
SEPARATE CONTROL / 遥控器



11

**10. 63397\_65088**  
EXTERNAL PARTS FOR WALL-MOUNTED BASIN MIXER, LONG SPOUT, WITHOUT WASTE / 壁挂式洗脸盆龙头外侧部分, 长出水口。  
63397\_65089 MEDIUM SPOUT / 中长出水口

**1. 65001**  
BASIN MIXER, WITH WASTE / 洗脸盆龙头, 带下水  
65002 WITHOUT WASTE / 无下水


**2. 65003**  
HIGH BASIN MIXER, WITH WASTE / 高款洗脸盆龙头, 带下水  
63004 WITHOUT WASTE / 无下水

**3. 65007**  
BIDET MIXER / 坐浴盆龙头


**4. 65011**  
THREE-HOLE BASIN MIXER, WITH FLEXIBLE HOSES WITH WASTE / 三孔洗手盆龙头装置, 带柔性连接软管  
63013 WITHOUT WASTE / 无下水



2



4




8




11

**11. 65101**  
WALL-MOUNTED BASIN SPOUT, LONG SPOUT / 壁挂式洗脸盆长出水口  
65102 MEDIUM SPOUT / 中长出水口

**12. 46189\_65095**  
FREESTANDING BASIN MIXER WITHOUT WASTE / 落地式洗脸盆龙头



5



9




12




**13. 63412\_65109**  
EXTERNAL PARTS FOR WALL-MOUNTED BASIN WITH SEPARATE CONTROL, ONE-WAY / 壁挂式遥控器外侧部分, 单路

**14. 45089\_65090**  
EXTERNAL PARTS BASIN MIXER WITH LONG SPOUT, WITHOUT WASTE / 三孔壁挂式洗脸盆龙头外侧部分, 长出水口, 无下水  
45089\_65091 MEDIUM SPOUT / 中长出水口


**15. 63399**  
CEILING-MOUNTED SPOUT, TO BE COMPLETED WITH SEPARATE CONTROL / 吊顶出水口需与遥控器配套使用  
63499 LENGTH ON REQUEST / 定制长度




13



14



15



16




17




18



19



21



22



23

**20. 65099\_65128**  
FREESTANDING BATH MIXER / 外置浴缸支架

**21. 65043**  
THREE-HOLE BATH MIXER / 三孔浴缸边缘龙头装置

**22. 65037**  
THREE-HOLE BATH MIXER / 三孔浴缸边缘龙头装置

**23. 65045**  
FOUR-HOLES BATH MIXER / 四孔浴缸边缘龙头装置

**24. 65044**  
SEPARATE CONTROL / 遥控器

**25. 65127**  
CONICAL SHOWER HOOK / 手持花洒锥体支架


**26. 65123**  
SHOWER SET / 淋浴装置

**27. 54055\_65131**  
MIXER WITH ONE-WAY DIVERTER / 单路壁挂式龙头


**28. 54139\_65036**  
WALL-MOUNTED SHOWER MIXER, TWO-WAY / 壁挂式淋浴龙头, 两路

**29. 54073\_65038**  
WALL-MOUNTED MIXER, TWO-WAY / 壁挂式龙头, 两路

**30. 65154**  
ANTILIMESTONE HANDSHOWER / 防垢手持花洒



20




21



22




23



25



26



27



28



29



30



**31. 44655\_65061**  
WALL MOUNTED MIXER, ONE-WAY / 壁挂式  
恒温龙头, 单路  
44673\_65079 TWO-WAYS / 两路

**32. 09269\_65133**  
THERMOSTATIC MIXER, ONE-WAY / 壁挂式  
恒温龙头, 单路  
09269\_65135 TWO-WAYS / 两路  
09269\_65137 THREE-WAYS / 三路

**33. 63001\_65232**  
THERMOSTATIC MIXER FOR TWO  
SIMULTANEOUS FUNCTIONS, WITH PUSH-  
BUTTON ON/OFF CONTROLS / 恒温龙头, 同时  
具备两种功能, 带开关按钮  
63001\_65234 THREE FUNCTIONS / 三  
种功能

**34. 63011\_65222**  
THERMOSTATIC MIXER FOR TWO  
SIMULTANEOUS FUNCTIONS, WITH PUSH-  
BUTTON ON/OFF CONTROLS / 恒温龙头, 同时  
具备两种功能, 带开关按钮  
63013\_65224 THREE FUNCTIONS / 三  
种功能  
63015\_65226 FOUR FUNCTIONS / 四种功能



31



32



33



35



34



36




39



37



38



40



41

43



45

**37. 09264\_65334**  
WALL-MOUNTED THERMOSTATIC MIXER,  
TWO SEPARATE EXITS / 恒温龙头, 独立两路  
09266\_65336 THREE SEPARATE EXITS  
/ 独立三路  
09268\_65338 FOUR SEPARATE EXITS /  
独立四路  
09263\_65340 FIVE SEPARATE EXITS / 独  
立五路

**38. 43283\_65247**  
STOP VALVE FOR THERMOSTATIC HIGH-  
CAPACITY MIXER / 大流量截止阀

**39. 65148**  
WALL-MOUNTED ADJUSTABLE  
SHOWERHEAD / 旋转式壁挂花洒头  
65149 300 MM

**40. 65152**  
CEILING-MOUNTED ADJUSTABLE  
SHOWERHEAD / 旋转式吊顶花洒头  
65150 LENGTH ON REQUEST /  
高度可定制  
65153 300 MM  
65155 300 MM LENGTH ON REQUEST / 300  
MM 高度可定制

**41. 32971**  
LATERAL BODY JET /  
侧面花洒头

**42. 32977**  
LATERAL NEBULIZER /  
侧雾化喷头

**43. 32985\_32982**  
ADJUSTABLE LATERAL BODY JET /  
旋转式侧花洒头

**44. 13375**  
ADJUSTABLE LATERAL BODY JET /  
旋转式侧花洒头

**45. 65295**  
WATERFALL SHOWER SPOUT /  
瀑布淋浴出水口

**46. 65141**  
SLIDING RAIL WITH ANTIMLIMESTONE  
HANDSHOWER, FLEXIBLE HOSE AND  
WATER OUTLET / 完整滑轨  
65143 WITHOUT WATER OUTLET / 无水接口



46



47



48



49

**48. 63199**  
MAGNETIC SHOWER SET WITH 1,50 M  
DARKFLEX HOSE / 带磁力支架和DARKFLEX柔  
性软管的淋浴套装, 长1.50米

**49. 63099**  
磁性花洒套装 / MAGNETIC SHOWER SET

**50. 57603\_57018**  
雨淋式, 直径350 MM  
57601\_57018 嵌入式  
57303\_57002 300 X 300 雨淋式  
57301\_57002 嵌入式  
57307\_57004 300 X 300 雨淋式/瀑布式  
57305\_57004 嵌入式  
57403\_57006 300 X 500 雨淋式  
57401\_57006 嵌入式  
57411\_57010 300 X 500 多功能  
57409\_57010 嵌入式  
57503\_57012 500 X 500 雨淋式  
57501\_57012 嵌入式  
57511\_57016 500 X 500 多功能喷雾式  
57509\_57016 嵌入式

**47. 65142**  
SLIDING RAIL WITH ANTIMLIMESTONE  
HANDSHOWER, FLEXIBLE HOSE AND  
WATER OUTLET / 滑轨, 带水接口, 防垢花洒  
和柔性软管  
65144 SLIDING RAIL / 滑轨  
65145 WITHOUT WATER OUTLET / 无出水口



50



53



51



54



52

**51. 57803\_57018**  
雨淋式, 直径350 MM  
57809\_57873 多功能  
57903\_57973 雨淋式, 直径500 MM  
57909\_57975 多功能, 直径500 MM  
57801\_57871 350 X 350 雨淋式  
57807\_57875 多功能  
57805\_57006 300 X 500 雨淋式  
57811\_57010 多功能  
57901\_57012 500 X 500 雨淋式  
57907\_57016 多功能

**52. 57829\_57878** 多功能, 直径350 MM  
57929\_57980 多功能, 直径500 MM  
57827\_57876 350 X 350 多功能  
57831\_57882 300 X 500 多功能  
57927\_57977 500 X 500 多功能

**53. 57261**  
WALL-MOUNTED ADJUSTABLE AND ANTI-  
LIMESTONE SHOWERHEAD, MULTI-SPRAY  
FUNCTION / 壁挂式旋转花洒头, 防水垢。多  
重喷雾功能  
57263 RAIN / 雨淋  
57265 MIST / 雾化  
57267 WATERFALL / 瀑布式  
57269 RAINFALL/SPRAY/MASSAGE /  
雨淋/喷雾/按摩

**54. 20293**  
WALL-MOUNTED WATERFALL SPOUT/  
壁挂式瀑布淋浴出水口




55



56



57




58



59



60




61



62



63



64



65



66



67



68



**69. 54601**  
COUNTER WASHBASIN IN STAINLESS STEEL, WITHOUT OVERFLOW WASTE / 不锈钢台面洗脸盆, 无溢流盖

**70. 65601**  
COUNTER WASHBASIN IN STAINLESS STEEL, WITHOUT OVERFLOW WASTE / 不锈钢台面洗脸盆, 无溢流盖

**71. 54603**  
SUPPORTO IN CRISTALPLANT PER INSTALLAZIONE A PAVIMENTO LAVABO 54601 / 用于落地式安装的CRISTALPLANT®制作, 适用于54601

**72. 54605**  
COUNTER WASHBASIN 400X400 MM IN STAINLESS STEEL, WITHOUT OVERFLOW WASTE / 钢制台面洗脸盆, 无溢流盖, 400X400 毫米



69



70



71



72



73



74



75

**73. 54606**  
COUNTER WASHBASIN 600X350 MM IN STAINLESS STEEL, WITHOUT OVERFLOW WASTE / 钢制台面洗脸盆, 无溢流盖, 600X350 毫米

**74. 54651**  
COVER PLATE / 饰面板  
**54653** COVER PLATE / 饰面板  
**54657** COVER PLATE / 饰面板  
**54659** COVER PLATE / 饰面板  
**54661** COVER PLATE / 饰面板

**75. 39118**  
WALL HUNG WC, INTEGRATED SIPHON. SOFT-CLOSING HARDWARE INCLUDED IN CHROME, MORE FINISHES ON REQUEST / 壁挂式马桶, 带集成虹吸管。铬合金缓闭按钮, 饰面可根据客户要求制作  
518 白色欧洲陶瓷  
531 哑光白色陶瓷  
532 哑光黑色陶瓷

**76. 39113**  
WALL HUNG WC, INTEGRATED SIPHON. SOFT-CLOSING HARDWARE INCLUDED IN CHROME, MORE FINISHES ON REQUEST / 壁挂式马桶, 带集成虹吸管。铬合金缓闭按钮, 饰面可根据客户要求制作  
518 白色欧洲陶瓷  
531 哑光白色陶瓷  
532 哑光黑色陶瓷

**77. 39115**  
WALL HUNG BIDET. OVERFLOW CAP INCLUDED IN CHROME, MORE FINISHES ON REQUEST / 壁挂式坐浴盆。有溢流盖, 镀铬材质, 饰面可根据要求提供  
518 白色欧洲陶瓷  
531 哑光白色陶瓷  
532 哑光黑色陶瓷

**78. 46753**  
WALL HUNG WC, INTEGRATED SIPHON. SOFT-CLOSING HARDWARE INCLUDED IN CHROME, MORE FINISHES ON REQUEST / 壁挂式马桶, 带集成虹吸管。铬合金缓闭按钮, 饰面可根据客户要求制作

**46754** HARDWARE AND LATERAL HOLES PLUGS NOT INCLUDED / 不含按钮和坐垫

**79. 46755**  
WALL HUNG BIDET. OVERFLOW CAP INCLUDED IN CHROME, MORE FINISHES ON REQUEST / 壁挂式坐浴盆。有溢流盖, 镀铬材质, 饰面可根据要求提供



78



79



80



81



**80. 46805**  
COUNTER WASHBASIN IN WHITE EUROPEAN CERAMIC / 白色欧式陶瓷台面式洗脸盆

**81. 46715**  
FREESTANDING BATHTUB, CRISTALPLANT® (MATT WHITE) / Cristalplant®独立式浴缸 (亚光白)



80



81

# LA DONNA ANELLO

LOVE IS THE PERFECT DEFINITION OF BEAUTY. TOGETHER FOREVER.

A jewel lasts longer than a dress and, in addition to being a symbol of a bond, is a sculpture able to merge design, art and fashion in a single "object" that becomes a symbol of prestige. Anello is a jewel, something precious that plays on the customization of the decoration and on the alternation of solids and voids, making it elegant, current and at the same time suitable for any stylistic solution. Harmony and gestures at the first touch, Anello gives grace and elegance to everyday life for a feminine lines total look, a game of geometric and sinuous volumes. The collection has numerous water supply variants and each bathroom accessory is coordinated accordingly.

Anello presents unusual finishes and patterns enhancing the design, considered also as an alternative to metal surfaces that we are used to seeing in the field of design.

Anello offers the opportunity to create innovative looks thanks to the unprecedented finishes proposed, playing with fashion just like a woman. The Collection incorporates numerous variables that are variously modular and coordinated. Sophisticated and concrete, the new Anello collection by Gessi interprets a contemporary, intense woman aware of her own charm that conquers the scene thanks to the softness of its volumes.

一件珠宝比一件衣服更持久，不仅仅象征束缚，也堪称雕塑，能够将设计、艺术和时尚融于“单品”内，成为声誉的象征。Anello就堪称珠宝，是自定义装饰，虚实结合的珍贵物件，因而显得优雅、务实，同时适应各类风格。Anello留下的第一印象就是和谐且有腔调，它可以让日常生活变得优雅，营造出具有女性线条的整体造型，玩转规则图形和蜿蜒形状。该系列包含了各类供水用品，每件卫浴配件都秉承了颇具特色的加工。Anello呈现出前所未有的饰面、图样，设计上更胜一筹，成为了我们在设计领域司空见惯的金属表面之备选。

Anello还凭借全新饰面而提供了造型创新的可能，就像女士玩转时尚一般。该系列囊括了诸多可组合、可协调的变量。Gessi的全新Anello系列考究且具象，诠释了一位时髦，深谙自身魅力，凭借柔软体量征服舞台的当代女性。

# ANELLO IS DESIGNED AS A JEWEL OF “HAUTE” GOLDSMITH

Anello被设计地宛如高级珠宝



# UNIQUE & PRECIOUS, JUST LIKE JEWELRY

In this version, Anello is presented in the warm bronze finishing: prestigious, precious and elegant, to show off in attracting attention as a not underestimated temptation. The bronze color gives light and refers to the nuances of nature in order to transform a design item into something much more luxurious. Through PVD technology, bronze is a highly resistant finishing that acquires further value, thanks to the combination of a circular and refined shape of a ring.



本版本的Anello采用暖铜色饰面：它闻名遐迩，名贵且优雅，值得炫耀且不容小觑。古铜色赋予了光泽，让人想起自然色调，增加了设计单品的奢侈感。通过PVD技术，青铜饰面变得高度耐用，再结合Anello的精致环形，进一步凸显高级感。



66 ANELLO



## 独特且珍贵， 宛如珠宝首饰

Anello wears an antique brass finishing: antique brass that adds a touch of authenticity while elegantly highlights and enhances the silhouette of the design. Gold, black and brown tones reinforce and contrast the decorations, highlighting the outlines. To obtain the antique look, the process begins with the sandblasted brass, first painted in gold, then in black or brown, afterwards highly skilled craftsmen brush the surface manually, bringing to light the golden tones.

Anello采用了古铜饰面，触感更加正宗，用优雅凸显和升华了设计廓形。装饰得到了加固和对比，凸显了金色、黑色和棕色的轮廓。为了实现做旧外观，工艺最初使用了喷砂黄铜，能工巧匠们先是给材料涂上了金色油漆，随后涂上了黑色或棕色油漆，之后再行表面拉丝，呈现出镀金色彩。



gessi.com 67





## A TRIBUTE TO THE ATTENTION TO DETAIL

### 对无微不至的赞颂

A slender and supple body, in this version Anello can be admired in Chrome finishing. The handle ring jewel is transformed into a distinctive element, thanks to the combination of the decoration and the smooth surface of the body. Characterized by a mirror polished effect, chrome is a great timeless classic in the bathroom and guarantees versatility and unlimited creativity thanks to its purity.

本版本Anello具有纤细、柔软的外形，采用镀铬饰面。凭借外形装饰和柔滑表面的结合，手柄上的环形珠宝转变为具有识别性的元素。铬具备了镜面抛光效果，在浴室经典且永不落伍，由于其纯洁性而百搭且创意无限。



# ANELLO GESSI



BUCCIA  
CHANEL  
AN INTIMATE LIFE  
LISA CHANEY

ORLOV  
EAU  
DE  
TOILETTE

# ANELLO



031

Chrome  
铬色



706

Black Metal  
PVD亮光黑



735

Warm Bronze  
青铜



149

Finox  
拉丝镍



707

Black Metal Brushed  
PVD拉丝黑



726

Warm Bronze Brushed  
PVD拉丝香槟铜



299

Matte Black  
哑光黑



187

Aged Bronze  
古铜



713

Antique Brass  
古典铜

# FINISHES

## List



710

Brass  
淡金



030

Copper  
PVD铜



727

Brass Brushed  
PVD拉丝黄铜



708

Copper Brushed  
PVD拉丝铜

## Finishes List / 饰面列表

- #031 Chrome / 铬色
- #149 Finox / 拉丝镍
- #299 Matt Black / 哑光黑
- #706 Black Metal / PVD亮光黑
- #707 Black Metal Brushed / PVD拉丝黑
- #187 Aged Bronze / 古铜
- #713 Antique Brass / 古典铜
- #735 Warm Bronze / 青铜
- #726 Warm Bronze Brushed / PVD拉丝香槟铜
- #710 Brass / 淡金
- #727 Brass Brushed / PVD拉丝黄铜
- #030 Copper / PVD铜
- #708 Copper Brushed / PVD拉丝铜
- #720 Nickel PVD / 镍

**More on request**  
如需更多信息, 欢迎垂询



**1. 63301**  
BASIN MIXER, WITH WASTE / 洗脸盆龙头, 带下水  
**63302** WITHOUT WASTE / 无下水

**2. 63303**  
BASIN MIXER HIGH, SHORT SPOUT, WITH WASTE / 高款洗脸盆龙头, 短出水口, 带下水  
**63304** WITHOUT WASTE / 无下水

**3. 63305**  
HIGH VERSION BASIN MIXER, LONG SPOUT, WITH WASTE / 高款洗脸盆龙头, 长出水口, 带下水  
**63306** WITHOUT WASTE / 无下水

**4. 63315**  
BASIN MIXER, WITH WASTE / 洗脸盆龙头, 带下水  
**63316** TALL VERSION / 高款洗脸盆

**5. 63321**  
MEDIUM SPOUT BASIN / 中高洗脸盆出水口  
**63323** TALL VERSION / 高款洗脸盆

**6. 63400**  
SEPARATE CONTROL / 遥控

**7. 63397\_63388**  
WALL-MOUNTED BASIN MIXER, SHORT SPOUT, WITHOUT WASTE / 壁挂式洗脸盆龙头, 短出水口, 无下水  
**63397\_63389** LONG SPOUT / 长出水口

**8. 63397\_63381**  
WALL-MOUNTED BASIN MIXER, SHORT SPOUT, WITHOUT WASTE / 壁挂式洗脸盆龙头, 短出水口, 无下水  
**63397\_63383** LONG SPOUT / 长出水口



2



5



7



8



3



6



9

**13. 63399**  
CEILING-MOUNTED SPOUT / 吊顶式洗脸盆出水口  
**63499** LENGHT ON REQUEST / 定制长度


**14. 44679\_30654**  
CEILING-MOUNTED ELECTRONIC MIXER / 电子吊顶龙头  
**44679\_30656** LENGHT ON REQUEST / 定制长度

**15. 30653**  
ELECTRONIC SEPARATE CONTROL / 电子遥控器


**16. 44679\_30651**  
BUILT-IN ELECTRONIC SEPARATE CONTROL / 壁式电子遥控器



4



10



11




12



13



16



15



14



17



18



19



28



29



30



31

**24. 63603**  
WALL-FIXING BATH SPOUT / 壁挂式浴缸出水口

**25. 54055\_63361**  
MIXER ONE-WAY DIVERTER / 单路壁挂式龙头

**26. 44673\_63377**  
WALL-MOUNTED MIXER TWO-WAY, AUTOMATIC BATH/SHOWER DIVERTER / 壁挂式龙头, 两路, 带浴缸/淋浴自动分流器

**27. 54073\_63379**  
WALL-MOUNTED MIXER TWO-WAY, AUTOMATIC BATH/SHOWER DIVERTER / 壁挂式龙头, 两路, 带自动分流器 浴缸/淋浴



20



27



29



30



31



22




27




29



31



30



31



23




27



29



31



30




31



24




27



29



31



30



31

**34. 43103\_43064**  
WALL-MOUNTED THERMOSTATIC HIGH-CAPACITY MIXER WITH TWO SEPARATE EXITS / 大流量恒温龙头, 独立两路, 唯一底座  
**43105\_43066** THREE WAYS / 三路  
**43107\_43068** FOUR WAYS / 四路  
**43109\_43070** FIVE WAYS / 五路

**35. 43103\_43234**  
WALL-MOUNTED THERMOSTATIC HIGH-CAPACITY MIXER WITH TWO SEPARATE EXITS / 大流量恒温龙头, 独立两路, 分离底座  
**43105\_43236** THREE WAYS / 三路  
**43107\_43238** FOUR WAYS / 四路  
**43109\_43240** FIVE WAYS / 五路


**36. 43111\_43072**  
WALL-MOUNTED THERMOSTATIC HIGH-CAPACITY MIXER WITH FIVE SEPARATE EXITS WITH SINGLE SELECTION / 大流量恒温龙头, 五路, 带选择器

**37. 32971**  
LATERAL BODY JET / 侧面花洒头

**38. 32985\_32982**  
ADJUSTABLE LATERAL BODY JET / 旋转式侧花洒头



42



43

**39. 32977**  
LATERAL NEBULIZER / 侧雾化喷头

**40. 13375**  
ADJUSTABLE LATERAL BODY JET / 旋转式侧花洒头

**41. 63482**  
SLIDING RAIL WITH WATER OUTLET, ANTIMLIMESTONE HAND SHOWER AND FLEXIBLE HOSE / 滑轨, 带水接口, 防垢花洒和柔性软管  
**63484** WITHOUT WATER OUTLET / 无水接口

**63485** SLIDING RAIL / 滑轨

**42. 63329**  
SHOWER SET / 淋浴装置

**43. 63327**  
CONICAL SHOWER HOOK WITH ANTIMLIMESTONE HANDSHOWER / 淋浴花洒锥形支架, 带防垢手持花洒

**33. 43283\_43268**  
STOP VALVE FOR THERMOSTATIC HIGH-CAPACITY MIXER / 大流量截止阀

# ANELLO



**51. 63011\_63012**  
THERMOSTATIC MIXER FOR TWO SIMULTANEOUS FUNCTIONS, WITH PUSHBUTTON ON/OFF CONTROLS / 恒温龙头, 同时具备两种功能, 带开关按钮  
**63013\_63014** THREE FUNCTIONS / 三种功能  
**63015\_63016** FOUR FUNCTIONS / 四种功能  
**63017\_63018** FIVE FUNCTIONS / 五种功能




44

**44. 45163**  
WALL-MOUNTED SHOWER HEAD / 壁挂式花洒头

**45. 63452**  
CEILING-MOUNTED SHOWERHEAD, / 吊顶花洒头  
**63450** 定制长度

**46. 63352**  
CEILING-MOUNTED ADJUSTABLE SHOWERHEAD / 旋转式吊顶花洒头  
**63350** 定制长度

**47. 63448**  
WALL-MOUNTED ADJUSTABLE SHOWERHEAD / 旋转式壁挂花洒头



45

**48. 63348**  
WALL-MOUNTED ADJUSTABLE SHOWERHEAD / 旋转式壁挂花洒头



46

**49. 63001\_63004**  
THERMOSTATIC MIXER FOR TWO FUNCTIONS, WITH PUSH-BUTTON ON/OFF CONTROL / 双功能恒温龙头, 带开关按钮  
**63001\_63002** ONE FUNCTION / 一种功能  
**63001\_63006** THREE FUNCTIONS / 三种功能



47

**50. 63055\_63079**  
SINGLE-LEVER MIXER FOR TWO FUNCTIONS, WITH PUSH-BUTTON ON/OFF CONTROL / 双功能单把手龙头, 带开关按钮  
**63055\_63061** ONE FUNCTION / 一种功能  
**63055\_63081** THREE FUNCTIONS / 三种功能



48

**52. 63021\_63022**

THERMOSTATIC SHELF MIXER FOR TWO SIMULTANEOUS FUNCTIONS, WITH PUSH-BUTTON ON/OFF CONTROLS / 壁挂式恒温龙头, 同时具备两种功能, 带开关按钮  
**63023\_63024** THREE FUNCTIONS / 三种功能  
**63025\_63026** FOUR FUNCTIONS / 四种功能  
**63027\_63028** FIVE FUNCTIONS / 五种功能



49



50



51




52



53



54



55



56



58



59



57

**56. 57803\_57018**  
雨淋式, 直径350 MM  
**57809\_57873** 多功能  
**57903\_57973** 雨淋式, 直径500 MM  
**57909\_57975** 多功能, 直径500 MM  
**57801\_57871** 350 X 350 雨淋式  
**57807\_57875** 多功能  
**57805\_57006** 300 X 500 雨淋式  
**57811\_57010** 多功能  
**57901\_57012** 500 X 500 雨淋式  
**57907\_57016** 多功能

**57. 57829\_57878** 多功能, 直径350 MM  
**57929\_57980** 多功能, 直径500 MM  
**57827\_57876** 350 X 350 多功能  
**57831\_57882** 300 X 500 多功能  
**57927\_57977** 500 X 500 多功能



60




61

**55. 57603\_57018**  
雨淋式, 直径350 MM  
**57601\_57018** 嵌入式  
**57303\_57002** 300 X 300 雨淋式  
**57301\_57002** 嵌入式  
**57307\_57004** 300 X 300 雨淋式/瀑布式  
**57305\_57004** 嵌入式  
**57403\_57006** 300 X 500 雨淋式  
**57401\_57006** 嵌入式  
**57411\_57010** 300 X 500 雨淋式/瀑布式  
**57409\_57010** 嵌入式  
**57503\_57012** 500 X 500 雨淋式  
**57501\_57012** 嵌入式  
**57511\_57016** 500 X 500 多功能喷雾式  
**57509\_57016** 嵌入式



52



55



56



57

**58. 57261**  
WALL-MOUNTED ADJUSTABLE AND ANTI-LIMESTONE SHOWERHEAD. MULTI-SPRAY FUNCTION / 壁挂式旋转花洒头, 防水垢。多重喷雾功能  
**57263** RAIN / 雨淋  
**57265** MIST / 雾化  
**57267** WATERFALL / 瀑布式

**59. 57269**  
WALL-MOUNTED ADJUSTABLE SHOWER HEAD. RAINFALL/SPRAY/ MASSAGE FUNCTION / 壁挂式旋转花洒头, 防水垢。雨淋/喷雾/按摩功能

**60. 20293**  
WALL-MOUNTED WATERFALL SPOUT/ 壁挂式瀑布淋浴出水口

**61. 65295**  
WALL-MOUNTED WATERFALL SPOUT/ 壁挂式瀑布淋浴出水口

**62. 63701**  
WHITE WALL-MOUNTED SOAP HOLDER / 白色壁挂式皂碟  
**63702** BLACK / 黑色  
**58525** WHITE STANDING / 支撑面白色  
**58526** BLACK / 黑色

**63. 66437**  
COUNTERTOP WHITE SOAP DISPENSER / 白色台面按压瓶  
**66438** BLACK / 黑色



62

**64. 63707**  
WALL-MOUNTED TUMBLER HOLDER WHITE / 白色壁挂式杯架  
**63708** BLACK / 黑色  
**58531** WHITE STANDING / 支撑面白色  
**58532** BLACK / 黑色

**65. 63719**  
WHITE WALL-MOUNTED BRUSH HOLDER / 白色壁挂式马桶刷架  
**63720** BLACK / 黑色  
**63743** WHITE STANDING / 支撑面白色  
**63744** BLACK / 黑色

**66. 63713**  
WALL-MOUNTED SOAP DISPENSER HOLDER WHITE / 白色壁挂式按压瓶架  
**63714** BLACK / 黑色

**67. 63809**  
TOWEL RING / 壁挂式环形毛巾架

**68. 63721**  
WALL-MOUNTED ROBE HOOK / 壁挂式衣架

**69. 63755**  
PAPER-ROLL HOLDER FOR HORIZONTAL/VERTICAL INSTALLATION / 水平或垂直款壁挂式卷纸架

**70. 63797**  
30 CM CENTRE DISTANCE TOWEL RAIL / 壁挂式毛巾架 30 CM  
**63800** 45 CM  
**63803** 60 CM

**71. 63824**  
30 CM TOWEL RAIL FOR GLASS FIXING / 玻璃用把手和毛巾杆30CM  
**63826** 45 CM  
**63828** 60 CM

**72. 58424**  
SAFETY GRIP-HANDLE FOR BATHTUB AND SHOWER ENCLOSURE, 45 CM LENGTH / 浴缸/淋浴用支撑把手 45 CM

**73. 45590**  
WHITE WASTE-PAPER BASKET / 白色废纸篓



63



64



66




67



68




69



70



71



72



73



74



75



76



77



79



78



80



81

**76. 39115**  
518 白色欧洲陶瓷  
531 哑光 白色陶瓷  
532 哑光 黑色陶瓷  
WALL HUNG BIDET. OVERFLOW CAP INCLUDED IN CHROME, MORE FINISHES ON REQUEST / 壁挂式坐便器。包含溢流盖, 镀铬材质, 饰面可根据要求进行处理

**77. 54623**  
COVER PLATE / 饰面板  
**54625**  
**54629**  
**54631**  
**54633**

**78. 54603**  
SUPPORT IN CRISTALPLANT FOR FREESTANDING INSTALLATION FOR 54601 / 用于落地式安装的 CRISTALPLANT\*制作, 适用于54601

**79. 54601**  
COUNTER WASHBASIN IN STAINLESS STEEL, WITHOUT OVERFLOW WASTE / 不锈钢台面洗脸盆, 无溢出排水管

**80. 54605**  
COUNTER WASHBASIN 400X400 MM IN STAINLESS STEEL, WITHOUT OVERFLOW WASTE / 不锈钢台面洗脸盆, 不含溢水400X400毫米

**81. 54606**  
COUNTER WASHBASIN 600X350 MM IN STAINLESS STEEL, WITHOUT OVERFLOW WASTE / 不锈钢台面洗脸盆, 不含溢水600X350毫米



# L' UOMO INGRANAGGIO

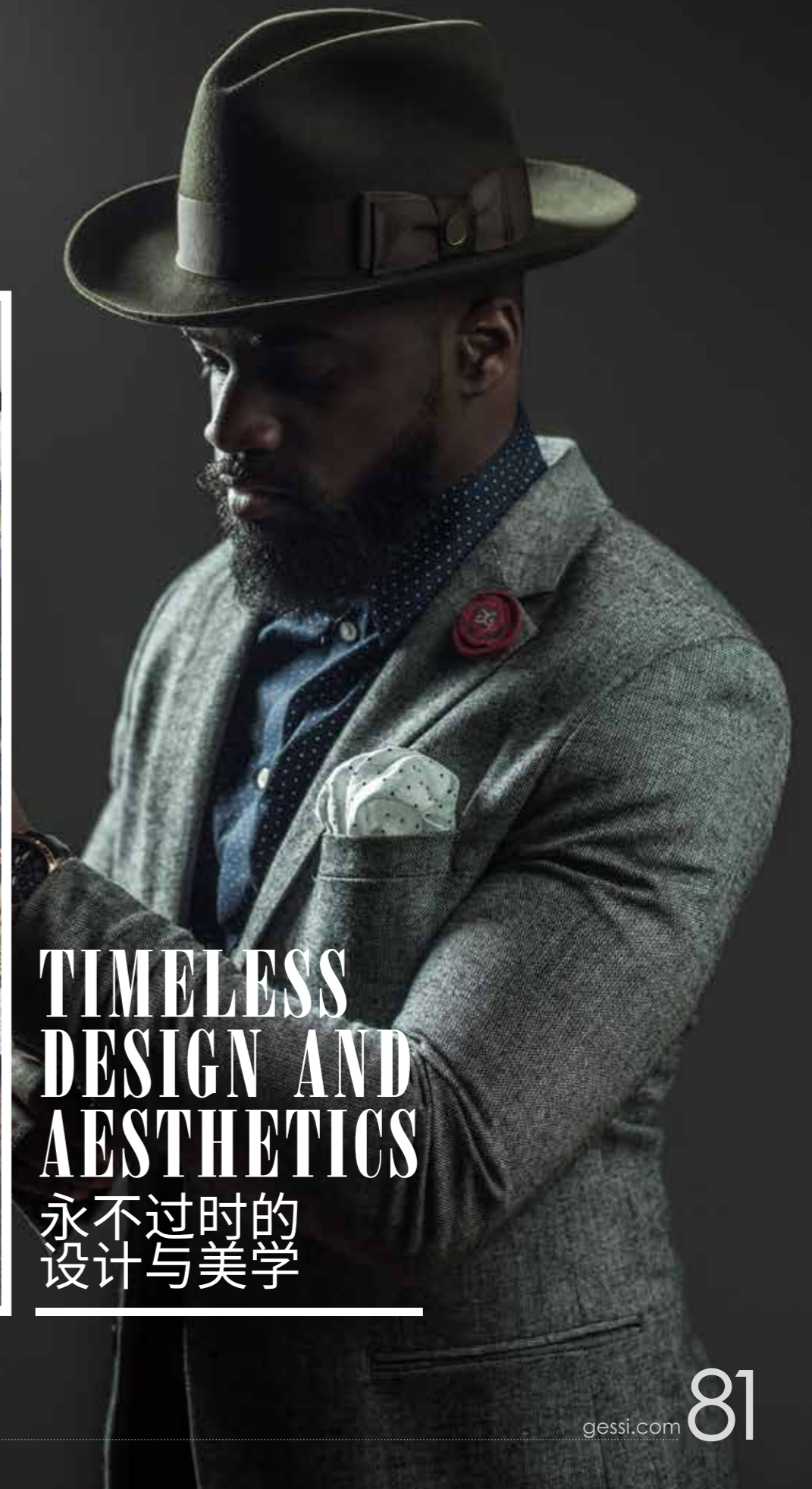


Ingranaggio soars with pride and austerity dressed in black. The Black Metal Brushed is a smooth and tactile finishing, treated to ensure that its color is maintained forever, adapting to timeless architectural atmospheres.

全黑色的Ingranaggio修长, 充满自豪和肃穆感。Black Metal Brushed,即黑色金属拉丝饰面光滑且触感十足, 确保了色彩恒久不变, 适应永恒的建筑氛围。



TIMELESS  
DESIGN AND  
AESTHETICS  
永不过时的  
设计与美学



# LINEARITY AND ERGONOMICS

## 线性和工效学



Ingranaggio is a symbol of linearity and ergonomics which thanks to its shape shows diverse and complementary flows in combination with polished or brushed finishes, such as chrome and Finox. If the first one shines with light, Finox gives an industrial aesthetic inspired by stainless steel, highlighting the balance and details of the shapes.

作为线性功效性的象征, Ingranaggio 依托自身形态, 展现了不同且互补的内核, 可以搭配铬和拉丝镍等抛光或拉丝饰面。如果说铬光彩熠熠, 那么拉丝镍则具备宛如不锈钢的工业外观, 凸显了形状的平衡和细节。



# CLEAN AND TIDY LOOK

洁净有序的外观

The Ingranaggio wall mounted basin mixer gives a clean and tidy look.

Ingranaggio的挂墙式洗脸盆水龙头让外观变得洁净有序。



CARTIER  
SANTOS

aramis

L'HUILE  
ORIENT  
CORPS - BODY

WILD

WILD

030. Copper  
PVD铜



727. Brass brushed  
PVD拉丝黄铜



708. Copper brushed  
PVD拉丝铜



735. Warm Bronze  
青铜



149. Finox  
拉丝镍



187. Aged Bronze  
古铜



706. Black metal  
PVD亮光黑



710. Brass  
淡金



031. Chrome  
铬色



299. Matte Black  
哑光黑

713. Antique Brass  
古典铜



707. Black metal brushed  
PVD拉丝黑



726. Warm Bronze brushed  
PVD拉丝香槟铜




# FINNISHERS List

# INGRANAGGIO

## Finishes List / 饰面列表

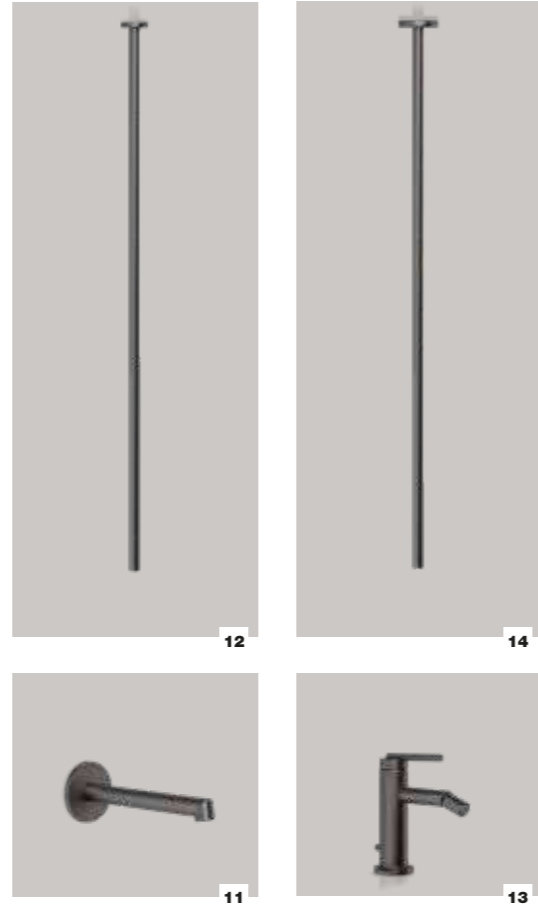
- #031 Chrome / 铬色
- #149 Finox / 拉丝镍
- #299 Matt Black / 哑光黑
- #706 Black Metal / PVD亮光黑
- #707 Black Metal Brushed / PVD拉丝黑
- #187 Aged Bronze / 古铜
- #713 Antique Brass / 古典铜
- #735 Warm Bronze / 青铜
- #726 Warm Bronze Brushed / PVD拉丝香槟铜
- #710 Brass / 淡金
- #727 Brass Brushed / PVD拉丝黄铜
- #030 Copper / PVD铜
- #708 Copper Brushed / PVD拉丝铜
- #720 Nickel PVD / 镍

**More on request**  
如需更多信息, 欢迎垂询

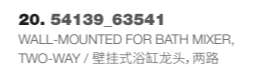
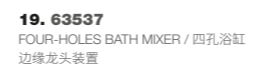
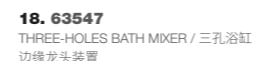
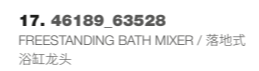


- 1. 63501**  
BASIN MIXER, WITH WASTE / 洗脸盆龙头, 带下水  
63502 WITHOUT WASTE / 无下水
- 2. 63503**  
BASIN MIXER HIGH, SHORT SPOUT, WITH WASTE / 高款洗脸盆龙头, 短出水口, 带下水  
63504 WITHOUT WASTE / 无下水
- 3. 63505**  
HIGH VERSION BASIN MIXER, LONG SPOUT, WITH WASTE / 高款洗脸盆龙头, 长出水口, 带下水  
63506 WITHOUT WASTE / 无下水
- 4. 63515**  
BASIN MIXER, WITHOUT WASTE / 洗脸盆龙头, 无下水  
63516 TALL VERSION / 高款洗脸盆
- 5. 63321**  
MEDIUM SPOUT BASIN / 中高洗脸盆出水口  
63323 TALL VERSION / 高款洗脸盆
- 6. 63600**  
SEPARATE CONTROL / 遥控
- 7. 63397\_63588**  
WALL-MOUNTED BASIN MIXER, SHORT SPOUT, WITHOUT WASTE / 壁挂式洗脸盆龙头, 短出水口, 无下水  
63397\_63589 LONG SPOUT / 长出水口
- 8. 63397\_63581**  
WALL-MOUNTED BASIN MIXER, SHORT SPOUT, WITHOUT WASTE / 壁挂式洗脸盆龙头, 短出水口, 无下水  
63397\_63583 LONG SPOUT / 长出水口

- 9. 46189\_63593**  
FREESTANDING BASIN MIXER WITHOUT WASTE / 落地式洗脸盆龙头
- 10. 63412\_63609**  
WALL-MOUNTED BASIN/SHOWER SEPARATE CONTROL, ONE-WAY / 单路 壁挂式洗脸盆/淋浴遥控器
- 11. 63403**  
WALL-MOUNTED SPOUT BASIN, MEDIUM SPOUT / 壁挂式洗脸盆出水口, 中等长度  
63404 LONG SPOUT / 长出水口
- 12. 63399**  
CEILING-MOUNTED SPOUT / 吊顶式洗脸盆出水口  
63499 LENGHT ON REQUEST / 定制长度



- 13. 63507**  
BIDET MIXER / 坐浴盆龙头
- 14. 44679\_30654**  
CEILING-MOUNTED ELECTRONIC MIXER / 电子吊顶龙头  
44679\_30656 LENGHT ON REQUEST / 定制长度
- 15. 30653**  
ELECTRONIC SEPARATE CONTROL / 电子遥控器
- 16. 44679\_30651**  
BUILT-IN ELECTRONIC SEPARATE CONTROL / 壁式电子遥控器



- 21. 54139\_63542**  
WALL-MOUNTED FOR BATH MIXER, TWO-WAY / 壁挂式浴缸龙头, 两路

- 22. 54139\_63543**  
WALL-MOUNTED FOR SHOWER MIXER, TWO-WAY / 壁挂式浴缸龙头, 两路

- 23. 54139\_63545**  
WALL-MOUNTED FOR SHOWER MIXER, TWO-WAY / 壁挂式浴缸龙头, 两路



- 25. 54055\_63561**  
MIXER ONE-WAY DIVERTER / 单路壁挂式龙头

- 26. 44673\_63577**  
WALL-MOUNTED MIXER TWO-WAY, AUTOMATIC BATH/SHOWER DIVERTER / 壁挂式龙头, 两路, 带浴缸/淋浴自动分流器




- 27. 54073\_63579**  
WALL-MOUNTED MIXER TWO-WAY, AUTOMATIC BATH/SHOWER DIVERTER / 壁挂式龙头, 两路, 带自动分流器

- 28. 54073\_63580**  
WALL-MOUNTED MIXER TWO-WAY, AUTOMATIC BATH/SHOWER DIVERTER / 壁挂式龙头, 两路, 带自动分流器

- 29. 54169\_63332**  
THERMOSTATIC MIXER, ONE-WAY DIVERTER / 壁挂式淋浴恒温龙头, 单路

- 30. 54169\_63331**  
THERMOSTATIC MIXER, ONE-WAY DIVERTER / 壁挂式淋浴恒温龙头, 单路
- 54169\_63333** TWO-WAY / 两路
- 54169\_63335** THREE-WAY / 三路

- 31. 09264\_63434**  
WALL-MOUNTED THERMOSTATIC MIXER, VERTICAL/HORIZONTAL SETTING UP WITH TWO SEPARATE EXITS / 恒温龙头, 独立两路
- 09266\_63436** THREE WAY / 三路
- 09268\_63438** FOUR WAY / 四路
- 09263\_63440** FIVE WAY / 五路



- 32. 43103\_43064**  
WALL-MOUNTED THERMOSTATIC HIGH-CAPACITY MIXER, VERTICAL/HORIZONTAL SETTING UP WITH TWO SEPARATE EXITS / 大流量恒温龙头, 独立两路, 单一底板
- 43105\_43066** THREE WAY / 三路
- 43107\_43068** FOUR WAY / 四路
- 43109\_43070** FIVE WAY / 五路

- 33. 43103\_43234**  
WALL-MOUNTED THERMOSTATIC HIGH-CAPACITY MIXER, VERTICAL/HORIZONTAL SETTING UP WITH TWO SEPARATE EXITS / 大流量恒温龙头, 独立两路, 分离底板
- 43105\_43266** THREE WAY / 三路
- 43107\_43238** FOUR WAY / 四路
- 43109\_43240** FIVE WAY / 五路

- 34. 43111\_43072**  
WALL-MOUNTED THERMOSTATIC HIGH-CAPACITY MIXER, VERTICAL/HORIZONTAL SETTING UP WITH FIVE SEPARATE EXITS WITH SINGLE SELECTION / 大流量恒温龙头, 五路, 带选择器

- 35. 43281\_43256**  
WALL-MOUNTED THERMOSTATIC HIGH-CAPACITY MIXER / 恒温龙头, 大流量

- 36. 43283\_43268**  
STOP VALVE FOR THERMOSTATIC HIGH-CAPACITY MIXER / 大流量截止阀

- 37. 32971**  
LATERAL BODY JET / 侧面花洒头

- 38. 32985\_32982**  
ADJUSTABLE LATERAL BODY JET / 旋转式侧面花洒头

- 39. 32977**  
LATERAL NEBULIZER / 侧雾化喷头


- 40. 13375**  
ADJUSTABLE LATERAL BODY JET / 旋转式侧面花洒头

- 41. 63329**  
SHOWER SET / 淋浴装置


- 42. 63327**  
CONICAL SHOWER HOOK WITH ANTIMLIMESTONE HANDSHOWER / 淋浴花洒锥体支架, 带防垢手持花洒

- 43. 63582**  
SLIDING RAIL WITH WATER OUTLET, ANTIMLIMESTONE HAND SHOWER AND FLEXIBLE HOSE / 滑轨, 带水接口, 防垢花洒和柔性软管

- 63584** WITHOUT WATER OUTLET / 无水接口
- 63585** SLIDING RAIL / 滑轨



**52. 63021\_63022**  
THERMOSTATIC SHELF MIXER FOR TWO SIMULTANEOUS FUNCTIONS, WITH PUSH-BUTTON ON/OFF CONTROLS / 壁挂式恒温龙头, 同时具备两种功能, 带开关按钮  
**63023\_63024** THREE FUNCTIONS / 三种功能  
**63025\_63026** FOUR FUNCTIONS / 四种功能  
**63027\_63028** FIVE FUNCTIONS / 五种功能



**53. 63099**  
MAGNETIC SHOWER SET / 带磁力支架的淋浴套装  
**63199** DARKFLEX HOSE / DARKFLEX 柔性软管

**54.57603\_57018**  
雨淋式, 直径350 MM  
**57601\_57018** 嵌入式  
**57303\_57002** 300 X 300 雨淋式  
**57301\_57002** 嵌入式  
**57307\_57004** 300 X 300 雨淋式/瀑布式  
**57305\_57004** 嵌入式  
**57403\_57006** 300 X 500 雨淋式  
**57401\_57006** 嵌入式  
**57411\_57010** 300 X 500 雨淋式/瀑布式  
**57409\_57010** 嵌入式  
**57503\_57012** 500 X 500 雨淋式  
**57501\_57012** 嵌入式  
**57511\_57016** 500 X 500 多功能喷雾式  
**57509\_57016** 嵌入式

**55.57803\_57018**  
雨淋式, 直径350 MM  
**57809\_57873** 多功能  
**57903\_57973** 雨淋式, 直径500 MM  
**57909\_57975** 多功能, 直径500 MM  
**57801\_57871** 350 X 350 雨淋式  
**57807\_57875** 多功能  
**57805\_57006** 300 X 500 雨淋式  
**57811\_57010** 多功能  
**57901\_57012** 500 X 500 雨淋式  
**57907\_57016** 多功能

**57. 57261**  
WALL-MOUNTED ADJUSTABLE AND ANTI-LIMESTONE SHOWERHEAD. MULTI-SPRAY FUNCTION / 壁挂式旋转花洒头, 防水垢, 多重喷洒功能  
**57263** RAIN / 雨淋  
**57265** MIST / 雾化  
**57267** WATERFALL / 瀑布式

**58. 57269**  
WALL-MOUNTED ADJUSTABLE SHOWER HEAD. RAINFALL/SPRAY/ MASSAGE FUNCTION / 壁挂式旋转花洒头, 防水垢, 雨淋/喷洒/按摩功能

**59. 20293**  
WALL-MOUNTED WATERFALL SPOUT/ 壁挂式瀑布淋浴出水口

**60. 65295**  
WALL-MOUNTED WATERFALL SPOUT/ 壁挂式瀑布淋浴出水口

**61. 63801**  
WHITE WALL-MOUNTED SOAP HOLDER / 白色壁挂式皂碟  
**63802** BLACK / 黑色  
**58525** WHITE STANDING / 支撑面白色  
**58526** BLACK / 黑色

**62. 63808**  
WALL-MOUNTED TUMBLER HOLDER  
**63807** WHITE / 白色  
**58531** WHITE STANDING / 支撑面白色  
**58532** BLACK / 黑色



**63. 63819**  
WHITE WALL-MOUNTED BRUSH HOLDER / 白色壁挂式马桶刷架  
**63820** BLACK / 黑色  
**63743** WHITE STANDING / 支撑面白色  
**63744** BLACK / 黑色

**64. 66437**  
COUNTERTOP WHITE SOAP DISPENSER / 白色台面按压瓶  
**66438** BLACK / 黑色

**65. 63813**  
WALL-MOUNTED SOAP DISPENSER HOLDER WHITE / 白色壁挂式按压瓶架  
**63814** BLACK / 黑色

**66. 63909**  
TOWEL RING / 壁挂式环形毛巾架

**67. 63821**  
WALL-MOUNTED ROBE HOOK / 壁挂式衣架



**68. 63855**  
PAPER-ROLL HOLDER FOR HORIZONTAL/VERTICAL INSTALLATION / 水平或垂直直款壁挂式卷纸架

**69. 63897**  
30 CM CENTRE DISTANCE TOWEL RAIL / 壁挂式毛巾架 30 CM  
**63900** 45 CM  
**63903** 60 CM

**70. 63924**  
30 CM TOWEL RAIL FOR GLASS FIXING / 玻璃用扶手和毛巾杆30CM  
**63926** 45 CM  
**63928** 60 CM

**71. 58424**  
SAFETY GRIP-HANDLE FOR BATHTUB AND SHOWER ENCLOSURE, 45 CM LENGTH / 浴缸/淋浴用支撑把手 45 CM

**72. 45590**  
WHITE WASTE-PAPER BASKET / 白色废纸篓



**73. 39118**  
WALL HUNG WC, INTEGRATED SIPHON. SOFT-CLOSING HARDWARE INCLUDED IN CHROME, MORE FINISHES ON REQUEST / 壁挂式马桶, 带集成虹吸管。铝合金缓闭铰链, 饰面可根据客户要求制作  
**518** 白色欧洲陶瓷  
**531** 哑光 白色陶瓷  
**532** 哑光 黑色陶瓷

**74. 39113**  
**518** WHITE EUROPE CERAMIC  
**531** MATT WHITE CERAMIC  
**532** MATT BLACK CERAMIC  
WALL HUNG WC, INTEGRATED SIPHON. SOFT-CLOSING HARDWARE INCLUDED IN CHROME, MORE FINISHES ON REQUEST / 壁挂式马桶, 虹吸集成。铝合金缓闭铰链, 饰面可根据客户要求制作  
**39114** WALL HUNG WC. HARDWARE AND LATERAL HOLES PLUGS NOT INCLUDED. / 壁挂式马桶, 不含铰链和坐垫



**75. 39115**  
**518** 白色欧洲陶瓷  
**531** 哑光 白色陶瓷  
**532** 哑光 黑色陶瓷  
WALL HUNG BIDET. OVERFLOW CAP INCLUDED IN CHROME, MORE FINISHES ON REQUEST / 壁挂式坐便器。包含溢流盖, 镀铬材质, 饰面可根据要求进行处理

**76. 54635**  
COVER PLATE / 饰面板  
**54637**  
**54641**  
**54643**  
**54645**

**77. 54603**  
SUPPORTO IN CRISTALPLANT PER INSTALLAZIONE A PAVIMENTO LAVABO 54601 / 洗脸盆落地式安装的CRISTALPLANT支座 54601  
**78. 54601**  
COUNTER WASHBASIN IN STAINLESS STEEL, WITHOUT OVERFLOW WASTE / 不锈钢台面洗脸盆, 无溢出水管

**79. 54605**  
COUNTER WASHBASIN 400X400 MM IN STAINLESS STEEL, WITHOUT OVERFLOW WASTE / 不锈钢台面洗脸盆, 不含溢水400X400毫米

**80. 54606**  
COUNTER WASHBASIN 600X350 MM IN STAINLESS STEEL, WITHOUT OVERFLOW WASTE / 不锈钢台面洗脸盆, 不含溢水600X350毫米

# HABITO

FROM SUIT TO SUITE, DRESSING THE BATHROOM WITH STYLE


For Coco Chanel "fashion is not something that exists only in the form of clothes. Fashion is in the sky, in the streets, fashion has to do with ideas, the way we live". GESSI takes it to the most intimate room of living. Woven Metal, which has already been used for the creation of emblematic GESSI collections, with its evocative power of the world of finishes, highlights the craftsmanship. The purity of each of the textures, the result of in-depth studies and a complex and elaborate production to "dress the metal", becomes distinctive.

对于Coco Chanel而言，“时尚不局限于服装形态下。时尚也存在于天空中，在马路上，时尚事关创意，事关我们的生活方式”。GESSI将时尚带入了最私密的起居房间内。

Woven Metal意即“编织金属”，早在打造GESSI标志性系列时就尝试过，在饰面界颇具号召力，凸显精湛手艺。每款纯净的纹理都经历了深刻研究和复杂生产，用于“装点金属”，显得别具一格。

‘编织金属’，裁缝体系的独特标志

## The Woven Metal, distinctive sign of a tailoring system



# CESELLO

Cesello best expresses the concept of Made in Gessi, synonymous with high jewellery and craftsmanship in the world of interior design. The delicate texture is inspired by the goldsmith's art of chiselling, metal processing through a small chisel.

Cesello尽可能地表现了“Gessi制造”理念，后者在室内设计界就意味着高级珠宝和手工艺。细腻的纹理灵感源自金匠的凿刻工艺，利用小凿子来加工金属，从而成就了Cesello。



Trame pays tribute to the territory where GESSI was born, birthplace of textiles and the fashion system. The decoration of each element brings to mind the weft or the set of threads arranged horizontally on the frame, from one end to the other, which are used in the process of forming a fabric. The parallel with the world of fashion implies the desire to explore unusual areas in a mostly technical and functional world, bringing eclecticism and style to interiors.

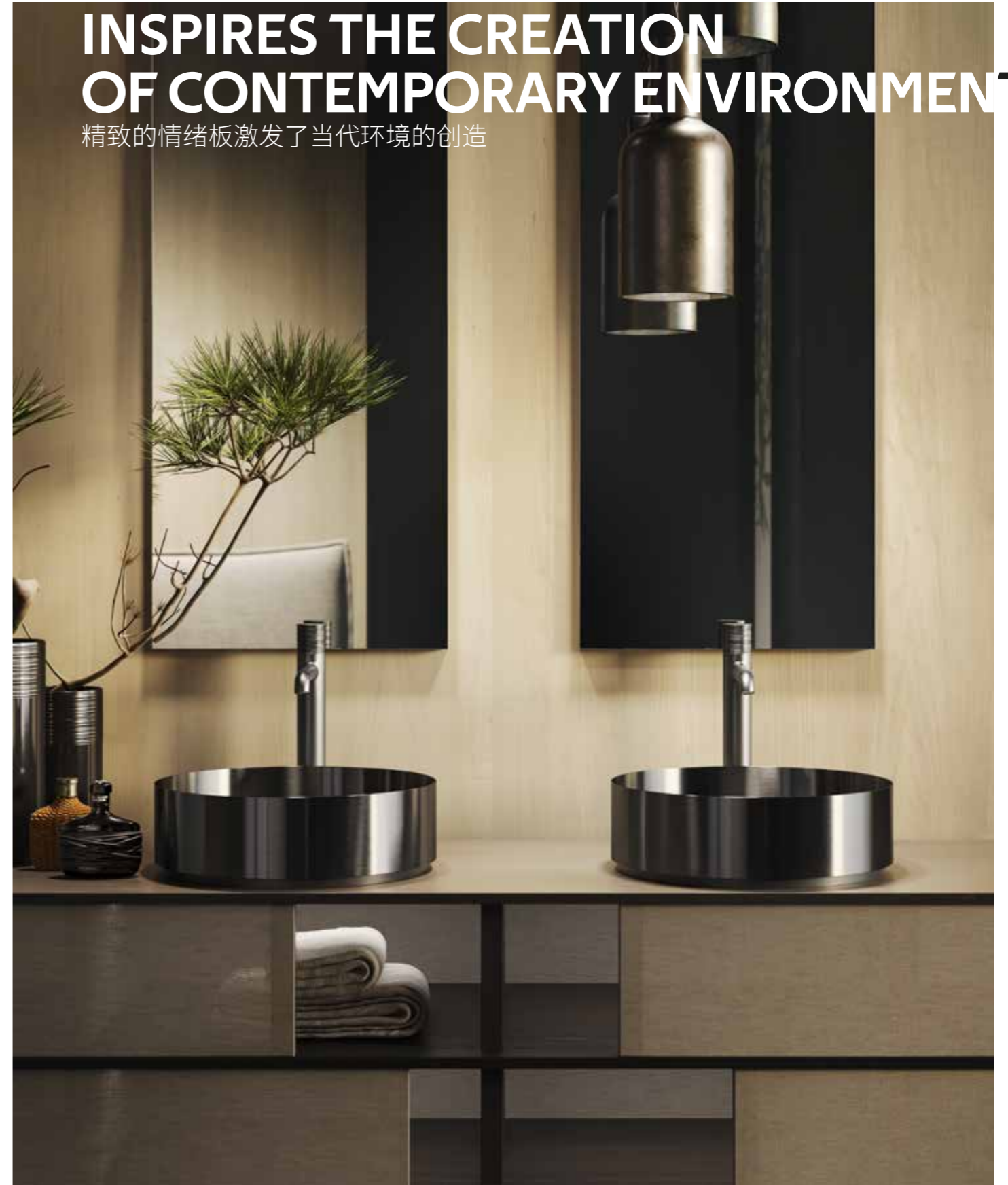
Trame致敬了GESSI诞生的地方，也就是纺织和时尚体系的发源地。每个元件的装饰都让人想起纬纱，即织布机上从一端到另一端横向分布，形成布料的纱线组合。凭借和时尚界的遥相呼应，该系列希望在主打技术、功能的领域内开辟新天地，将折中主义和风尚注入内核。

# TRAME



## A REFINED MOODBOARD INSPIRES THE CREATION OF CONTEMPORARY ENVIRONMENTS

精致的情绪板激发了当代环境的创造



# RIGATO





## THE ABSOLUTE ELEGANCE OF A PINSTRIPE

Rigato evokes the rigour of a tailored suit, the refined exquisiteness of a haute couture garment. It conveys confidence and a reserved attitude to exchange with other decorations and materials. For this reason, it is suitable for formal environments but also for those characterised by relaxed informality. Like an outfit that reveals the personality of the wearer.

### 细条纹的绝对优雅


细条纹让人想起了定制西装作为高端时尚所具备的严谨。它能够传递安全感，也可以和其他装饰、材料互通。因此，它既适用于正式环境，也适用于轻松休闲的环境。就像衣服一样，可以隐约展现穿衣者的个性。




# INTRECCIO

The tribute to the world of fashion is celebrated with Intreccio, whose diamond texture recalls the best in craftsmanship. On the one hand, the creation of soft woven leather that characterises the creations of the most prestigious Italian leather goods brands. On the other, the diamond shapes of knitwear and English quilted fabrics. A reassuring and refined design with an undisputed taste.

Intreccio致敬了时尚界，其菱形纹理让人想起了精湛的手工艺。一方面，你可以看到意大利皮具大牌所打造的柔软编织皮。另一方面，你可以看到英国针织品和绗缝面料的菱形图案。这样稳妥细腻的图样具备了无可争议的品味。





# DIAMANTATO

PERFECTION THAT  
TRANSFORMS  
LIGHT INTO  
ENCHANTMENT

将光转换为魅力的尽善尽美



It unleashes all its evocative power of fascinating worlds that stimulate the imagination. Attainable privileges that seduce. The contrast between tactile décor and shiny metal awakens the senses. The daily ritual is celebrated in an intimate and personal space that accentuates the personality of those who live it. The Diamantato woven metal offers a new value to Private Wellness.

释放全部号召力，营造激励幻想的魅力世界。优点可以企及且魅力四射。触觉装饰与闪亮金属形成了对比，唤醒了感官。在强调个性的个人私密空间内，住户可以每日享受到仪式感。Diamantato编织金属赋予了Private Wellness全新价值。



经典,  
让配件穿出时尚


# HABITO

## Finishes List / 饰面列表

- #031 Chrome / 铬色
- #149 Finox / 拉丝镍
- #706 Black Metal / PVD亮光黑
- #707 Black Metal Brushed / PVD拉丝黑
- #299 Matt Black (TRAME not available) / 哑光黑 (Trame不可用)
- #710 Brass / 淡金
- #727 Brass Brushed / PVD拉丝黄铜
- #845 Dark Bronze (TRAME not available) / 深铜色 (Trame不可用)
- #735 Warm Bronze / 青铜
- #726 Warm Bronze Brushed / PVD拉丝香槟铜
- #708 Copper Brushed / PVD拉丝铜

**More on request**  
如需更多信息, 欢迎垂询

**1. 70402** CESELLO  
BASIN MIXER WITHOUT WASTE /  
洗脸盆龙头, 无下水  
**70401** WITH WASTE / 带下水



1

**2. 70406** CESELLO  
MEDIUM VERSION BASIN MIXER  
WITHOUT WASTE /  
中高洗脸盆龙头, 无下水  
**70405** WITH WASTE / 带下水



2

**3. 70404** CESELLO  
HIGH VERSION BASIN MIXER WITHOUT  
WASTE /  
高款洗脸盆龙头, 无下水  
**70403** WITH WASTE / 带下水




5

**70306** TRAME  
**70305** WITH WASTE / 带下水  
**70106** INTRECCIO  
**70105** WITH WASTE / 带下水  
**70506** RIGATO  
**70505** WITH WASTE / 带下水  
**70606** DIAMANTATO  
**70605** WITH WASTE / 带下水  
**70006** UNITO  
**70005** WITH WASTE / 带下水



4

**70304** TRAME  
**70303** WITH WASTE / 带下水  
**70104** INTRECCIO  
**70103** WITH WASTE / 带下水  
**70504** RIGATO  
**70503** WITH WASTE / 带下水  
**70604** DIAMANTATO  
**70603** WITH WASTE / 带下水  
**70004** UNITO  
**70003** WITH WASTE / 带下水




6



7



3



8




9



10



11



12

**4. 54198\_70488** CESELLO  
WALL-MOUNTED BASIN MIXER /  
壁挂式洗脸盆龙头  
**54198\_70388** TRAME  
**54198\_70188** INTRECCIO  
**54198\_70588** RIGATO  
**54198\_70688** DIAMANTATO  
**54198\_70088** UNITO

**5. 46189\_70495** CESELLO  
FREESTANDING BASIN MIXER /  
落地式洗脸盆龙头  
**46189\_70395** TRAME  
**46189\_70195** INTRECCIO  
**46189\_70595** RIGATO  
**46189\_70695** DIAMANTATO  
**46189\_70095** UNITO

**6. 66102**  
WALL-MOUNTED MEDIUM SPOUT  
BASIN / 壁挂式洗脸盆出水口, 中等长度  
**66104** CUSTOM LENGHT / 定制长度

**7. 54055\_70499** CESELLO  
WALL-MOUNTED ONE-WAY MIXER /  
单路壁挂式龙头  
**54055\_70399** TRAME  
**54055\_70199** INTRECCIO  
**54055\_70599** RIGATO  
**54055\_70699** DIAMANTATO  
**54055\_70099** UNITO


**8. 63399**  
CEILING-MOUNTED SPOUT,  
TO BE COMPLETED WITH SEPARATE  
CONTROL / 吊顶出水口 需与遥控器  
配套使用  
**63499** LENGTH ON REQUEST /  
高度可定制

**9. 44679\_30651**  
BUILT-IN ELECTRONIC SEPARATE  
CONTROL / 壁挂式电子遥控器

**10. 30653**  
ELECTRONIC SEPARATE CONTROL /  
电子遥控器

**11. 44679\_30654**  
CEILING-MOUNTED ELECTRONIC  
MIXER / 电子吊顶龙头  
**44679\_30656** LENGTH ON REQUEST  
/ 高度可定制

**12. 70407** CESELLO  
BIDET MIXER / 坐浴盆龙头  
**70307** TRAME  
**70107** INTRECCIO  
**70507** RIGATO  
**70607** DIAMANTATO  
**70007** UNITO



13



14



15

**13. 54139\_70438** CESELLO  
WALL-MOUNTED TWO-WAY SHOWER  
MIXER / 壁挂式淋浴龙头, 两路  
**54139\_70338** TRAME  
**54139\_70138** INTRECCIO  
**54139\_70538** RIGATO  
**54139\_70638** DIAMANTATO  
**54139\_70038** UNITO

**14. 54073\_70479** CESELLO  
WALL-MOUNTED TWO-WAY SHOWER  
MIXER / 壁挂式淋浴龙头, 两路  
**54073\_70379** TRAME  
**54073\_70179** INTRECCIO  
**54073\_70579** RIGATO  
**54073\_70679** DIAMANTATO  
**54073\_70079** UNITO

**15. 63329**  
SHOWER SET / 淋浴装置

**16. 54169\_70434** CESELLO  
WALL-MOUNTED THERMOSTATIC  
TWO-WAYS SHOWER MIXER / 壁挂式淋  
浴恒温龙头, 两路  
**54169\_70334** TRAME  
**54169\_70134** INTRECCIO  
**54169\_70534** RIGATO  
**54169\_70634** DIAMANTATO  
**54169\_70034** UNITO

**54169\_70432** CESELLO  
**54169\_70332** TRAME  
**54169\_70132** INTRECCIO  
**54169\_70532** RIGATO  
**54169\_70632** DIAMANTATO  
**54169\_70032** UNITO  
ONE-WAY / 单路

**54169\_70436** CESELLO  
**54169\_70336** TRAME  
**54169\_70136** INTRECCIO  
**54169\_70536** RIGATO  
**54169\_70636** DIAMANTATO  
**54169\_70036** UNITO  
THREE-WAYS / 三路

**17. 66103**  
WALL-FIXING BATH SPOUT / 壁挂式  
浴缸出水口


**18. 09266\_63436**  
THERMOSTATIC MIXER, THREE  
SEPARATE EXITS / 壁挂式恒温龙头,  
三出口  
**09264\_63434** TWO-WAY / 两路  
**09268\_63438** FOUR-WAY / 四路  
**09263\_63440** FIVE-WAY / 五出口



16



17



18



19



20



21



22

**19. 46189\_70428** CESELLO  
MISCELATORE VASCA DA TERRA / 落  
地式浴缸龙头  
**46189\_70328** TRAME  
**46189\_70128** INTRECCIO  
**46189\_70528** RIGATO  
**46189\_70628** DIAMANTATO  
**46189\_70028** UNITO

**20. 66150**  
WALL-MOUNTED ADJUSTABLE  
SHOWERHEAD / 旋转式壁挂花洒头

**21. 66148**  
WALL-MOUNTED ADJUSTABLE  
SHOWERHEAD / 旋转式壁挂花洒头

**22. 63352**  
CEILING-MOUNTED ADJUSTABLE  
SHOWERHEAD / 旋转式吊顶花洒头  
**63350** LENGHT ON REQUEST /  
定制长度

**23. 57255** CESELLO  
WALL-MOUNTED ADJUSTABLE  
SHOWERHEAD - THREE SETTINGS /  
旋转式壁挂花洒头, 三种喷水方式  
**57231** MULTI-SPRAY  
**57233** RAIN / 雨淋  
**57235** ATOMIZER / 雾化  
**57237** WATERFALL / 瀑布式

**57241** TRAME MULTI-SPRAY  
**57243** RAIN / 雨淋  
**57245** ATOMIZER / 雾化  
**57247** WATERFALL / 瀑布式  
**57257** THREE SETTINGS / 三种喷  
水方式

**57211** INTRECCIO MULTI-SPRAY  
**57213** RAIN / 雨淋  
**57215** ATOMIZER / 雾化  
**57217** WATERFALL / 瀑布式  
**57251** THREE SETTINGS / 三种喷  
水方式

**57289** RIGATO MULTI-SPRAY  
**57277** RAIN / 雨淋  
**57281** ATOMIZER / 雾化  
**57285** WATERFALL / 瀑布式  
**57271** THREE SETTINGS / 三种喷  
水方式


**57287** DIAMANTATO MULTI-SPRAY  
**57275** RAIN / 雨淋  
**57279** ATOMIZER / 雾化  
**57283** WATERFALL / 瀑布式  
**57273** THREE SETTINGS / 三种喷  
水方式

**57201** UNITO MULTI-SPRAY  
**57203** RAIN / 雨淋  
**57205** ATOMIZER / 雾化  
**57207** WATERFALL / 瀑布式  
**57249** THREE SETTINGS / 三种喷  
水方式

#239 拉丝铜  
#299 哑光黑 (TRAME不可用)  
#707 黑色拉丝金属  
#708 拉丝紫铜PVD  
#726 拉丝浅青铜PVD  
#727 拉丝黄铜PVD



23



24



25

**25. 70442** CESELLO  
SLIDING RAIL WITH ANTIMESTONE  
HANDSHOWER, FLEXIBLE HOSE AND  
AND WATER OUTLET / 滑轨, 带水接口,  
防垢花洒和柔性软管  
**70342** TRAME  
**70142** INTRECCIO  
**63582** RIGATO  
**63482** DIAMANTATO  
**70042** UNITO

SLIDING RAIL WITH ANTIMESTONE  
HANDSHOWER, FLEXIBLE HOSE  
WITHOUT WATER OUTLET / 滑轨, 带防  
垢手持花洒和柔性软管, 无水接口

**70445** CESELLO  
**70345** TRAME  
**70145** INTRECCIO  
**63584** RIGATO  
**63484** DIAMANTATO  
**70045** UNITO

SLIDING RAIL / 滑轨  
**70444** CESELLO  
**70344** TRAME  
**70144** INTRECCIO  
**63585** RIGATO  
**63485** DIAMANTATO  
**70044** UNITO

**24. 57261**  
WALL-MOUNTED ADJUSTABLE  
SHOWERHEAD - MULTI-SPRAY  
FUNCTION / 旋转式壁挂花洒头, 多种  
喷洒功能  
**57263** RAIN / 雨淋  
**57265** ATOMIZER / 雾化  
**57267** WATERFALL / 瀑布式  
**57269** THREE SETTINGS /  
三种喷水方式

#031 镀铬  
#149 FINOX拉丝镍  
#299 哑光黑  
#706 黑色金属PVD  
#707 黑色拉丝金属  
#708 拉丝紫铜PVD  
#710 黄铜PVD  
#726 拉丝浅青铜PVD  
#727 拉丝黄铜PVD  
#735 浅青铜PVD  
#845 深青铜

# HABITO



26



27

**28. 63011\_63012**  
THERMOSTATIC MIXER FOR TWO SIMULTANEOUS FUNCTIONS, WITH PUSH-BUTTON ON/OFF CONTROLS / 恒温龙头, 同时具备两种功能, 带开关按钮  
**63013\_63014** THREE FUNCTIONS / 三种功能  
**63015\_63016** FOUR FUNCTIONS / 四种功能  
**63017\_63018** FIVE FUNCTIONS / 五种功能



28



29



32




33



34



30



31

**29. 63021\_63022**  
THERMOSTATIC SHELF MIXER FOR TWO SIMULTANEOUS FUNCTIONS, WITH PUSH-BUTTON ON/OFF CONTROLS / 壁挂式恒温龙头, 同时具备两种功能, 带开关按钮  
**63023\_63024** THREE FUNCTIONS / 三种功能  
**63025\_63026** FOUR FUNCTIONS / 四种功能  
**63027\_63028** FIVE FUNCTIONS / 五种功能

**30. 63099**  
MAGNETIC SHOWER SET / 带磁力支架的淋浴套装  
**63199** MAGNETIC SHOWER SET WITH 1.50 M DARKFLEX HOSE / 带磁力支架和DARKFLEX柔性软管的淋浴套装, 长1.50米

**31. 63201+63211+57211**  
**63201** ONE EXIT SHOWER COLUMN / 淋浴柱, 单路  
**63211** LEVER KIT / 把手套装  
**57211** WALL-MOUNTED ADJUSTABLE SHOWERHEAD. MULTI-SPRAY FUNCTION / 旋转式壁挂防垢花洒头多重喷雾功能

#### 浏览户外系列

**32. 57603\_57018**  
雨淋式, 直径350 MM  
**57601\_57018** 嵌入式  
**57303\_57002** 300 X 300 雨淋式  
**57301\_57002** 嵌入式  
**57307\_57004** 300 X 300 雨淋式/瀑布式  
**57305\_57004** 嵌入式  
**57403\_57006** 300 X 500 雨淋式  
**57401\_57006** 嵌入式  
**57411\_57010** 300 X 500 雨淋式/瀑布式  
**57409\_57010** 嵌入式  
**57503\_57012** 500 X 500 雨淋式  
**57501\_57012** 嵌入式  
**57511\_57016** 500 X 500 多功能喷雾式  
**57509\_57016** 嵌入式



35




36



37



38



39

**33. 57803\_57018**  
雨淋式, 直径350 MM  
**57809\_57873** 多功能  
**57903\_57973** 雨淋式, 直径500 MM  
**57909\_57975** 多功能, 直径500 MM  
**57801\_57871** 350 X 350 雨淋式  
**57807\_57875** 多功能  
**57805\_57006** 300 X 500 雨淋式  
**57811\_57010** 多功能  
**57901\_57012** 500 X 500 雨淋式  
**57907\_57016** 多功能

**34. 57829\_57878**  
多功能, 直径350 MM  
**57929\_57980** 多功能, 直径500 MM  
**57827\_57876** 350 X 350 多功能  
**57831\_57882** 300 X 500 多功能  
**57927\_57977** 500 X 500 多功能

**35. 65295**  
WATERFALL SHOWER SPOUT / 瀑布式花洒出水口

**36. 32977**  
LATERAL NEBULIZER / 侧雾化喷头

**37. 32985\_32982**  
ADJUSTABLE LATERAL BODY JET / 旋转式侧花洒头

**38. 13375**  
ADJUSTABLE LATERAL BODY JET / 旋转式侧花洒头

**39. 32971**  
LATERAL BODY JET / 侧面花洒头




40



41



42



43



44



45

**40. 66401**  
WHITE WALL-MOUNTED SOAP HOLDER / 白色壁挂式皂碟  
**66402** BLACK / 黑色  
**58525** WHITE STANDING / 支撑面白色  
**58526** BLACK / 黑色

**41. 66407**  
WALL-MOUNTED TUMBLER HOLDER WHITE / 白色壁挂式杯架  
**66408** BLACK / 黑色  
**58531** WHITE STANDING / 支撑面白色  
**58532** BLACK / 黑色

**42. 66413**  
WALL-MOUNTED SOAP DISPENSER HOLDER WHITE / 白色壁挂式按压瓶架  
**66414** BLACK / 黑色  
**66437** WHITE STANDING / 支撑面白色  
**66438** BLACK / 黑色

**43. 66504**  
60 CM TOWEL RAIL / 毛巾杆60CM  
**66500** 30 CM  
**66502** 45 CM  
**44. 66515**  
60 CM TOWEL RAIL FOR GLASS FIXING / 玻璃用把手和毛巾杆60CM  
**66511** 30 CM  
**66513** 45 CM

**45. 66455**  
PAPER-ROLL HOLDER FOR HORIZONTAL/VERTICAL INSTALLATION / 水平或垂直款壁挂式卷纸架

**46. 66419**  
WHITE WALL-MOUNTED BRUSH HOLDER / 白色壁挂式马桶刷架  
**66420** BLACK / 黑色  
**58543** WHITE STANDING / 支撑面白色  
**58544** BLACK / 黑色

**47. 70423 CESELLO**  
WALL-MOUNTED ROBE HOOK / 壁挂式衣架  
**70323** TRAME  
**70123** INTRECCIO  
**70523** RIGATO  
**70623** DIAMANTATO  
**66523** UNITO

**48. 39113**  
WALL HUNG WC (6 LITRES) IN CERAMIC, INTEGRATE SIPHON. SOFT-CLOSING HARDWARE / 壁挂式陶瓷马桶(6升), 带虹吸集成管, 包含SOFT-CLOSE铰链  
**#518** 白色陶瓷  
**#531** 哑光白色陶瓷  
**#532** 哑光黑色陶瓷



46



47



48



49



50

**49. 39118**  
WALL HUNG WC (6 LITRES) IN CERAMIC, INTEGRATE SIPHON. SOFT-CLOSING HARDWARE / 壁挂式陶瓷马桶(6升), 带虹吸集成管, 包含SOFT-CLOSE铰链  
**#518** 白色陶瓷  
**#531** 哑光白色陶瓷  
**#532** 哑光黑色陶瓷

**50. 39115**  
WALL HUNG BIDET IN CERAMIC, WITH OVERFLOW WASTE AND HOLE FOR TAP AND FITTINGS / 壁挂式陶瓷坐浴盆, 带溢流盖和水龙头中央孔  
**#518** 白色陶瓷  
**#531** 哑光白色陶瓷  
**#532** 哑光黑色陶瓷

**51. 54606**  
COUNTER WASHBASIN IN STAINLESS STEEL, WITHOUT OVERFLOW WASTE / 不锈钢台面洗脸盆, 无溢出排水管



52



53



54



55

**52. 54605**  
COUNTER WASHBASIN IN STAINLESS STEEL, WITHOUT OVERFLOW WASTE / 不锈钢台面洗脸盆, 无溢出排水管

**53. 54601**  
COUNTER WASHBASIN IN STAINLESS STEEL, WITHOUT OVERFLOW WASTE / 不锈钢台面洗脸盆, 无溢出排水管

**54. 54603**  
SUPPORT IN CRISTALPLANT® FOR FREESTANDING INSTALLATION FOR 54601 / 洗脸盆落地式安装的CRISTALPLANT®支撑 54601

**55. 54611**  
COVER PLATE/饰面板  
**54613**  
**54617**  
**54619**  
**54621**



# RETTANGOLO

## The original design that has become an icon

“Where do I want the water to come from?”

From the floor, the ground, the wall, the ceiling? This is the revolutionary question posed by Gessi in 2000, at a time when all taps were mere support valves at the bottom of the washbasin.

To bring to life this unprecedented aspiration — moving the flow of water to wherever we desired — Gessi thought up a radical design based on the purity of an absolute, strong and rigorous form: abstraction in its essence, like parallel lines traced on a designer's sketchbook, in any form.

## 原创设计 已经成为一种标志

“我想水从哪个点流出?”

从地板上、墙上还是天花板上?这是Gessi在2000年前后向自己提出的革命性问题,当时所有的水龙头都是阀门,都要放在洗脸盆上。为了实现将供水带到任何地方的空前愿望,Gessi想到了将设计激进化,使其走向绝对、强烈和严谨的形式的纯粹性,在本质上是一种抽象的——就像在设计师的画纸上画出的直线平行线一样——任何形式的设计。




Rettangolo was born from an expression of creative freedom, from the original and ironic exploration of iconic symbols, in simple yet evocative forms. The rectangle is a surprising and unusual geometric shape for taps, a perfect demonstration of how design, with its ability to infuse art in consumer and everyday products, can enrich the spaces in which we live, transforming simple, everyday actions and places into something special.

Rettangolo的诞生源于一种自由创作的姿态,源于对标志性符号的原始和讽刺性探索,源于简单而又令人回味的形状。Rettangolo是水龙头中的一个引人注目的、不寻常的几何标志,完美地展示了设计如何为消费者和日常用品注入艺术灵魂的能力,丰富了我们生活的空间,使简单的日常场所和动作变得特别。





# 饰面列表 FINISHES list



#726 Warm Bronze Brushed  
PVD拉丝香槟铜

#735 Warm Bronze  
青铜

#299 Black XL  
哑光黑

#149 Finox  
拉丝镍

#706 Black Metal  
PVD亮光黑

#727 Brass Brushed  
PVD拉丝黄铜

#031 Chrome  
铬色

#030 Copper  
PVD铜

#707 Black Metal Brushed  
PVD拉丝黑

#710 Brass  
淡金

#708 Copper Brushed  
PVD拉丝铜

# RETTANGOLO

## Finishes List / 饰面列表

- #031 Chrome / 铬色
- #149 Finox / 拉丝镍
- #299 Matt Black / 哑光黑
- #706 Black Metal / PVD亮光黑
- #707 Black Metal Brushed / PVD拉丝黑
- #030 Copper / PVD铜
- #708 Copper Brushed / PVD拉丝铜
- #710 Brass / 淡金
- #727 Brass Brushed / PVD拉丝黄铜
- #735 Warm Bronze / 青铜
- #726 Warm Bronze Brushed / PVD拉丝香槟铜
- #720 Nickel PVD / 镍

**More on request**  
如需更多信息, 欢迎垂询



**1. 20001**  
BASIN MIXER WITH WASTE /  
单把手龙头  
20002 WITHOUT WASTE / 无下水



**2. 11921**  
HIGH VERSION BASIN MIXER, WITH  
WASTE, L=129 MM /  
高款洗脸盆龙头, 带下水, 长=129  
11922 WITHOUT WASTE / 无下水



**3. 11923**  
HIGH VERSION BASIN MIXER, WITH  
WASTE, L=213 MM /  
高款洗脸盆龙头, 带下水, 长=213  
11924 WITHOUT WASTE / 无下水



**4. 46189\_20092**  
FREESTANDING BASIN MIXER /  
落地式洗脸盆龙头

**5. 44697\_44838**  
BUILT-IN MIXER WITH SPOUT, WITHOUT  
WASTE, L 256 MM /  
内置单把手龙头, 带出水口, 无下水, 长  
256毫米  
44697\_44840 L=146 MM  
44697\_44836 L=206 MM  
44697\_44834 LENGHT ON REQUEST  
/ 定制长度



**6. 20114** L=207 MM  
WALL-MOUNTED SPOUT, PROJECTION  
207 MM /  
壁式出水口, 出水207毫米  
20118 MIN 70 MAX 300 MM



**8. 20007**  
BIDET MIXER / 单把手坐浴盆龙头

**9. 20099**  
CEILING-MOUNTED SPOUT /  
吊顶出水口  
20199 定制长度



**7. 46112\_20119**  
ONE-WAY MIXER /  
单出口龙头



**10. 20005**  
COUNTER SEPARATE CONTROL  
/ 遥控

**11. 44679\_20024**  
CEILING-MOUNTED ELECTRONIC  
MIXER /  
电子吊顶龙头  
20026 定制长度

**12. 30501**  
ELECTRONIC BASIN MIXER /  
电子面盆龙头

**13. 44679\_20130**  
WALL-MOUNTED ELECTRONIC MIXER /  
电子壁挂龙头

**14. 59028**  
ELECTRONIC SEPARATE CONTROL /  
电子遥控器

**15. 44679\_59029**  
WALL-MOUNTED ELECTRONIC  
SEPARATE CONTROL / 壁式电子遥控器





16



17

**29. 19431**  
EXTERNAL THERMOSTATIC SHOWER MIXER / 外置恒温淋浴龙头

**30. 09264\_44334**  
WALL-MOUNTED THERMOSTATIC MIXER WITH TWO SEPARATE EXITS/ 恒温龙头, 独立两路  
09266\_44336 三路  
09268\_44338 四路  
09263\_44340 五路



18



19

**16. 20043**  
THREE-HOLE BATH MIXER WITH DIVERTER, TO BE USED WITH OVERFLOW FILLER / 三孔浴缸边缘龙头装置, 用于分配到浴缸立柱

**17. 20037**  
THREE-HOLE BATH MIXER WITH SPOUT AND DIVERTER / 三孔浴缸龙头带出水口和分流器

**18. 20111**  
EXTERNAL THERMOSTATIC BATH MIXER / 外置式恒温浴缸龙头

**19. 20013**  
EXTERNAL BATH MIXER / 外置单把手浴缸龙头

**20. 46189\_24961**  
FREESTANDING BATH MIXER/ 外置浴缸支架

**21. 20114**  
WALL-MOUNTED SPOUT / 壁式出水口  
20118 定制长度

**22. 20047**  
COUNTER SEPARATE CONTROL / 遥控

**23. 44639\_44910**  
TWO-WAY BUILT-IN SHOWER MIXER / 隐藏式单把手淋浴龙头  
两个出口  
44639\_44911

**24. 20293**  
SHOWER WATERFALL SPOUT / 瀑布式壁挂式花洒出水口



20



21



22



23



24



25



26

**25. 44639\_44906**  
TWO-WAY BUILT-IN BATH MIXER / 隐藏式单把手浴缸龙头, 带两个出水口  
44639\_44907

**26. 20191**  
BATH WATERFALL SPOUT / 瀑布式浴缸边缘出水口

**27. 09269\_20182** ONE-WAY  
09269\_20184 TWO-WAYS  
09269\_20190 THREE-WAYS  
THERMOSTATIC BUILT-IN PART MIXER / 内置恒温龙头

**28. 44673\_44604** TWO-WAYS  
44655\_44602 ONE-WAY  
BUILT-IN SHOWER MIXER / 暗装式单把手淋浴龙头



27




28



29



30



31



32



33



34



35

**31.43103\_43024** 两个独立出口  
43105\_43026 三个独立出口  
43107\_43028 四个独立出口  
43109\_43030 五个独立出口  
THERMOSTATIC HIGH-CAPACITY BUILT-IN PART MIXER/ 内置恒温龙头, 大流量

**32.43103\_43214** 两个独立出口  
43105\_43216 三个独立出口  
43107\_43218 四个独立出口  
43109\_43220 五个独立出口  
THERMOSTATIC HIGH-CAPACITY BUILT-IN PART MIXER / 内置恒温龙头, 大流量

**33. 43111\_43032**  
THERMOSTATIC HIGH-CAPACITY BUILT-IN PART MIXER, FIVE EXITS AND SELECTOR TO SINGLE CHOICE / 内置大流量恒温龙头, 5个出水口带单选开关

**34. 43283\_43264**  
STOP VALVE FOR THERMOSTATIC HIGH-CAPACITY MIXER / 大流量恒温器用截止阀

**35. 43281\_43252**  
THERMOSTATIC HIGH-CAPACITY BUILT-IN MIXER / 内置恒温龙头, 大流量



36



39

**36. 33095**  
WALL-MOUNTED SHOWERHEAD / 壁挂式花洒头

**37. 20148** 216X140 MM  
15185 300X300 MM  
WALL-MOUNTED SHOWERHEAD / 壁挂式花洒头

**38. 20151** 216X140 MM  
15186 300X300 MM  
CEILING-MOUNTED SHOWERHEAD / 吸顶式花洒头  
20150 216X140 MM MIN 115 MAX 1865 MM  
15199 300X300 MM MIN 115 MAX 1865 MM

**39. 32975**  
LATERAL BODY JET / 侧面花洒头

**40. 20142**  
SLIDING RAIL WITH ANTIMILSTONE HANDSHOWER, FLEXIBLE HOSE AND WATER OUTLET / 滑轨, 带水接口, 防垢花洒和柔性软管  
20145 WITHOUT WATER OUTLET  
20144 SLIDING RAIL ONLY  
SLIDING RAIL / 滑轨

**41. 23447**  
SLIDING WALL-MOUNTED THERMOSTATIC MIXER WITH SHOWERHEAD 216X140 MM, AUTOMATIC BATH/SHOWER DIVERTER AND ANTIMILSTONE HANDSHOWER / 壁挂式恒温龙头, 带216X140毫米花洒头, 自动浴缸/花洒分流器和防垢花洒



37



40



41



42




43



44



38



45



46



47



48

**46. 32987\_32984**  
BUILT-IN ADJUSTABLE LATERAL BODY JET / 内置旋转式侧花洒

**47. 32979**  
WALL-MOUNTED ATOMIZER JET / 侧面花洒头, 带喷雾功能

**48. 20172**  
ADJUSTABLE LATERAL BODY JET / 旋转式侧花洒头

**49. 63001\_63004**  
THERMOSTATIC MIXER FOR TWO FUNCTIONS, WITH PUSH-BUTTON ON/OFF CONTROL / 双功能恒温龙头, 带开关按钮  
**63001\_63002** ONE FUNCTION / 一种功能  
**63001\_63006** THREE FUNCTIONS / 三种功能

**50. 63055\_63079**  
SINGLE-LEVER MIXER FOR TWO FUNCTIONS, WITH PUSH-BUTTON ON/OFF CONTROL / 双功能单把手龙头, 带开关按钮  
**63055\_63061** ONE FUNCTION / 一种功能  
**63055\_63081** THREE FUNCTIONS / 三种功能

**51. 63011\_63012**  
THERMOSTATIC MIXER FOR TWO SIMULTANEOUS FUNCTIONS, WITH PUSHBUTTON ON/OFF CONTROLS / 恒温龙头, 同时具备两种功能, 带开关按钮  
**63013\_63014** THREE FUNCTIONS / 三种功能  
**63015\_63016** FOUR FUNCTIONS / 四种功能  
**63017\_63018** FIVE FUNCTIONS / 五种功能

**52. 63021\_63022**  
THERMOSTATIC SHELF MIXER FOR TWO SIMULTANEOUS FUNCTIONS, WITH PUSH-BUTTON ON/OFF CONTROLS / 壁挂式恒温龙头, 同时具备两种功能, 带开关按钮  
**63023\_63024** THREE FUNCTIONS / 三种功能  
**63025\_63026** FOUR FUNCTIONS / 四种功能  
**63027\_63028** FIVE FUNCTIONS / 五种功能

**53. 63099**  
磁性花洒套装 / MAGNETIC SHOWER SET

**54. 63199**  
MAGNETIC SHOWER SET WITH 1.50 M DARKFLEX HOSE / 带磁力支架和 DARKFLEX柔性软管的淋浴套装, 长1.50米



49



50



51



52

**42. 20123**  
SHOWER SET / 淋浴装置

**43. 20127**  
CONICAL SHOWER HOOK / 手持花洒锥体支架  
20154 ANTIMILSTONE HANDSHOWER / 防垢花洒

**44. 23405**  
SLIDING WALL-MOUNTED THERMOSTATIC MIXER WITH SHOWERHEAD 216X140 MM, AUTOMATIC BATH/SHOWER DIVERTER AND ANTIMILSTONE HANDSHOWER / 壁挂式恒温龙头, 带216X140毫米花洒头, 自动浴缸/花洒分流器和防垢花洒

**45. 32973**  
LATERAL BODY JET / 侧面花洒头



53



54

**56.57801\_57871**  
 雨淋式, 350X350 MM  
**57807\_57875** 多功能  
**57805\_57006** 雨淋式, 300X500 MM  
**57811\_57010** 多功能  
**57901\_57012** 雨淋式, 500X500 MM  
**57907\_57016** 多功能

**57.57827\_57876**  
 彩色多功能  
**57831\_57882** 彩色多功能  
**57927\_57977** 彩色多功能

**58.57261**  
 WALL-MOUNTED ADJUSTABLE AND ANTI-LIMESTONE SHOWERHEAD. MULTI-SPRAY FUNCTION / 壁挂式旋转花洒头, 防水垢。多重喷洒功能  
**57263** RAIN / 雨淋  
**57265** MIST / 雾化  
**57267** WATERFALL / 瀑布式  
**57269** RAINFALL, SPRAY, MASSAGE / 雨淋, 喷洒, 按摩

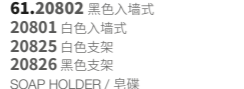
**55.57303\_57002**  
 雨淋式, 300X300 MM  
**57307\_57004** 雨淋式/瀑布式  
**57301\_57002** 雨淋式, 300X300 MM  
**57305\_57004** 雨淋式/瀑布式  
**57403\_57006** 雨淋式, 300X500 MM  
**57411\_57010** 雨淋式/瀑布式/喷雾式  
**57401\_57006** 雨淋式, 300X500 MM  
**57409\_57010** 雨淋式/瀑布式/喷雾式  
**57503\_57012** 雨淋式, 500X500 MM  
**57511\_57016** 雨淋式/瀑布式/喷雾式  
**57501\_57012** 雨淋式, 500X500 MM  
**57509\_57016** 雨淋式/瀑布式/喷雾式

**59.20293**  
 WATERFALL SPOUT / 瀑布口  
**60.20295**  
 WATERFALL SPOUT / 瀑布口

**61.20802** 黑色入墙式  
**20801** 白色入墙式  
**20825** 白色支架  
**20826** 黑色支架  
 SOAP HOLDER / 皂碟  
**62.20814** 黑色入墙式  
**20813** 白色入墙式  
**20837** 白色支架  
**20838** 黑色支架  
 SOAP DISPENSER HOLDER / 分配器架, 带杯子  
**63.20808** 黑色入墙式  
**20807** 白色入墙式  
**20831** 白色支架  
**20832** 黑色支架  
 TUMBLER HOLDER / 杯架  
**64.20820** 黑色入墙式  
**20819** 白色入墙式  
**20843** 白色支架  
**20844** 黑色支架  
 BRUSH HOLDER / 马桶刷架  
**65.20849**  
 WALL-MOUNTED PAPER ROLL HOLDER WITH COVER / 带盖的墙面卷纸架

**66.20855**  
 WALL-MOUNTED PAPER ROLL HOLDER / 墙面纸卷架  
**67.20939**  
 FREESTANDING TOWEL RAIL / 毛巾架

**68.20861**  
 BATH OR SHOWER SHELF / 浴缸或淋浴的架子



**68.20868** 黑色入墙式  
**20867** 白色入墙式  
**20933** 白色支架  
**20934** 黑色支架  
 SET WITH PAPER ROLL HOLDER AND WHITE BRUSH HOLDER / 厕纸架和马桶刷架白色套装

**69.20861**  
 BATH OR SHOWER SHELF / 浴缸或淋浴的架子



**70.20900** 45 CM  
**20897** 30 CM  
**20903** 60 CM  
**20915** DOUBLE / 两个  
 TOWEL RAIL / 毛巾架

**71.20961** 30 CM  
**20963** 45 CM  
**20965** 60 CM  
 TOWEL RAIL FOR GLASS FIXING / 把手和毛巾杆



**72.20947** 30 CM  
**20949** 60 CM  
**20950** 60 CM  
**20945** 60 CM VEREX SHELF / 搁板

**73.20804**  
 WALL-MOUNTED HOLDER / 壁挂式置物架



**74.20893** 45 CM  
 GRAB-BAR / 把手

**75.20909**  
 TOWEL RING / 环形毛巾架



**76.20988**  
 ADJUSTABLE STANDING MIRROR / 可调节支撑镜

**77.20991** BLACK  
**20990** WHITE  
 WASTE-PAPER BASKET / 废纸篓

**78.20921**  
 WALL-MOUNTED ROBE HOOK / 壁挂式衣架



**79.54611**  
**54613**  
**54617**  
**54619**  
**54621**  
 COVER PLATE / 饰面板



**81.37575**  
 WALL HUNG BIDET, OVERFLOW CAP INCLUDED IN CHROME, MORE FINISHES ON REQUEST / 壁挂式坐便器。包含溢流盖, 镀铬材质, 饰面可根据要求进行处理

**82.54605**  
 COUNTER WASH-BASIN 400X400 MM IN STAINLESS STEEL, WITHOUT OVERFLOW WASTE / 铜制台面洗脸盆, 不含溢水400X400毫米

**83.54606**  
 COUNTER WASH-BASIN 600X350 MM IN STAINLESS STEEL, WITHOUT OVERFLOW WASTE / 铜制台面洗脸盆, 不含溢水600X350毫米

**84.37591**  
 FREESTANDING BATHTUB, CRISTALPLANT® (MATT WHITE) / CRISTALPLANT®独立式浴缸 (亚光白)



# RETTANGOLO K



## FRESH, DIFFERENT AND BEAUTIFUL

全新的、不同的、美丽的

Breaks in objects, as those that occur in life, shall be emphasized with a shining mark, as they result in the true essence of a story. This is why a disruption can generate an even more powerful form of beauty: what breaks becomes more precious, as it is unique. This is very true for Rettangolo K, since the design concept of the Line consists in cutting the celebrated solid body of the Rettangolo faucet with a transverse line that fractures it, subverting its iconic silhouette and creating an inedited angle. A new light redesigns the illustrious silhouette of Rettangolo and the result is amazing: while the object retains the accomplished harmony of the original figure, it is fresh, different, and absolutely beautiful.

物体的非连续性,就像生活中的非连续性一样,应该用光线来加强,因为它们代表了一个故事的真谛。这也是为什么一次切割会产生一种更强大的美感:破碎的东西因为独特而变得更加珍贵。Rettangolo K也是如此,其理念就是用一条横线穿过并打破Rettangolo完美且无明显变化的形状,颠覆其廓形,从而打造全新的角度。一束新的光线重新设计了Rettangolo的标志性轮廓;结果令人惊奇:对象保留了原有形象的完整和谐,但又是全新的、不同的、美丽的。



# RETTANGOLO K

## “符号”生成 一件新的艺术作品

人生如物品一般，一次破洞或一次裁剪都可以造就全新的美丽和完善形式。

Gessi走出形态上趋于完美，因此被认为不会变化的设计舒适区，敢于突破常规，用斜线剪裁打乱了Rettangolo的轮廓，用一条横线将其割裂，颠覆其廓形，营造出全新的角度，在让人想起“K”的同时，重塑Rettangolo的标志性轮廓。结果令人惊奇：对象保留了原有形象的完整和谐，但又是全新的、不同的、美丽的。一件新的艺术作品。



MATTE BLACK  
哑光黑



RETTANGOLO K  
DESIGN\_GESSI STYLE STUDIO  
GESSI PATENT

## “THE ICON” GENERATES A NEW WORK OF ART

From a breakage or cut, in life as in things, new ideals of beauty and perfection can arise.

Leaving the confidence of a design which was considered unchanging because perfect in shape, Gessi dares to move beyond usual and consolidated, crushing the shape of Rettangolo with an oblique cut, a diagonal line that breaks it and changes its silhouette, reshaping its iconic outline by evoking a “K”.

The result is astonishing: the object preserves its original harmony, but it is new, different and beautiful. A new work of art.



CHROME  
铬色



FINOX  
拉丝镍



BLACK METAL P.V.D.  
PVD亮光黑



BLACK METAL BRUSHED P.V.D.  
PVD拉丝黑



COPPER P.V.D.  
PVD铜



COPPER BRUSHED P.V.D.  
PVD拉丝铜



WARM BRONZE  
青铜



WARM BRONZE BRUSHED  
PVD拉丝香槟铜



BRASS  
淡金



BRASS BRUSHED  
PVD拉丝黄铜

# RETTANGOLO K

## Finishes List / 饰面列表

- #031 Chrome / 铬色
- #149 Finox / 拉丝镍
- #299 Matt Black / 哑光黑
- #706 Black Metal / PVD亮光黑
- #707 Black Metal Brushed / PVD拉丝黑
- #030 Copper / PVD铜
- #708 Copper Brushed / PVD拉丝铜
- #710 Brass / 淡金
- #727 Brass Brushed / PVD拉丝黄铜
- #735 Warm Bronze / 青铜
- #726 Warm Bronze Brushed / PVD拉丝香槟铜
- #720 Nickel PVD / 镍

More on request  
如需更多信息, 欢迎垂询



1



2



3



4



5



7

**1. 53001**  
BASIN MIXER WITH WASTE / 单把手洗脸盆龙头, 带下水  
53002 WITHOUT WASTE / 无下水

**2. 53005**  
HIGH VERSION BASIN MIXER, WITH WASTE, L=128 MM / 高款洗脸盆龙头, 带下水, 长=128  
53006 WITHOUT WASTE / 无下水

**3. 53003**  
HIGH VERSION BASIN MIXER, WITH WASTE, L=209 MM / 高款洗脸盆龙头, 带下水, 长=209  
53004 WITHOUT WASTE / 无下水

**4. 44697\_53089**  
BUILT-IN MIXER WITH SPOUT, WITHOUT WASTE / 隐蔽式单把手龙头, 带出水口, 无下水  
L=147 MM  
44697\_53088 L=207 MM  
44697\_53090 L=257 MM  
44697\_53084 定制

**5. 20114**  
WALL-MOUNTED SPOUT, PROJECTION 207 MM / 壁式出水口, 出水207毫米  
20118 定制



6



8



9

**6. 20099**  
CEILING-MOUNTED SPOUT / 吊顶出水口  
20199 定制

**7. 46112\_53109**  
ONE-WAY MIXER / 单出口龙头

**8. 53047**  
COUNTER SEPARATE CONTROL / 遥控

**9. 53007**  
BIDET MIXER / 单把手坐浴盆龙头



10



11



12



13



14



15



16

**15. 44679\_59029**  
BUILT-IN ELECTRONIC SEPARATE CONTROL / 壁式电子遥控器

**16. 46189\_53129**  
FREESTANDING EXTERNAL BATH MIXER WITH HANDSHOWER / 外置浴缸支架, 带手持花洒

**17. 53043**  
THREE-HOLE BATH MIXER / 三孔浴缸龙头



17



18



19



20

**18. 53037**  
THREE-HOLE BATH MIXER / 三孔浴缸龙头

**19. 44639\_53136**  
44639\_53138  
WALL-MOUNTED FOR BATH MIXER, TWO-WAY / 壁挂式浴缸龙头, 两路

**20. 44639\_53140**  
44639\_53141  
TWO-WAY BUILT-IN SHOWER MIXER / 内置单把手龙头, 两路



21



22

**21. 20118**  
WALL-MOUNTED SPOUT / 壁式出水口

**22. 20191**  
WATERFALL SPOUT / 瀑布口

**23. 53013**  
EXTERNAL BATH MIXER / 外置单把手浴缸龙头

**24. 20111**  
EXTERNAL THERMOSTATIC BATH MIXER / 外置恒温浴缸龙头

**25. 44673\_53079**  
TWO-WAYS BUILT-IN MIXER / 内置单把手龙头, 双出口  
44655\_53061 ONE-WAY

**26. 09269\_20182** 单路  
09269\_20184 双路  
09269\_20190 三路  
THERMOSTATIC BUILT-IN PART MIXER / 内置恒温龙头

**27. 53031**  
EXTERNAL SHOWER MIXER / 外置单把手淋浴龙头

**28. 19431**  
EXTERNAL THERMOSTATIC SHOWER MIXER / 外置恒温淋浴龙头



23



27



29



24



28



30



25



29



31



26

**31. 43111\_43032**  
THERMOSTATIC HIGH-CAPACITY BUILT-IN PART MIXER, FIVE EXITS AND SELECTOR TO SINGLE CHOICE / 内置大流量恒温龙头, 5个出水口带单选开关

**2.09264\_44334** 二个独立出口  
**09266\_44336** 三个独立出口  
**09268\_44338** 四个独立出口  
**09263\_44340** 五个独立出口  
WALL-MOUNTED THERMOSTATIC MIXER / 壁挂式恒温龙头

**33. 43283\_43264**  
STOP VALVE FOR THERMOSTATIC HIGH-CAPACITY MIXER / 大流量恒温器用截止阀


**34. 43281\_43252**  
THERMOSTATIC HIGH-CAPACITY BUILT-IN MIXER / 内置恒温龙头, 大流量



32




33



34





35



36



40

**35. 33095**  
WALL-FIXING SHOWERHEAD /  
壁挂安装的花洒头

**36. 20148** 216X140 MM  
**15185** 300X300 MM  
WALL-MOUNTED SHOWERHEAD /  
壁挂式花洒头

**37. 20151** 216X140 MM  
**15186** 300X300 MM  
CEILING-MOUNTED SHOWERHEAD /  
吸顶式花洒头  
**20150** 216X140 MM MIN 115 MAX  
1865 MM  
**15199** 300X300 MM MIN 115 MAX  
1865 MM

**38. 23405**  
WALL-MOUNTED THERMOSTATIC  
MIXER WITH SHOWERHEAD,  
AUTOMATIC BATH/SHOWER DIVERTER,  
FLEXIBLE HOSE AND ANTIMLIMESTONE  
HANDSHOWER / 壁挂式恒温龙头, 带  
花洒头、浴缸/淋浴自动分流器、柔性软管  
和防垢花洒

**39. 23447**  
WALL-MOUNTED THERMOSTATIC  
MIXER WITH SHOWERHEAD,  
AUTOMATIC BATH/SHOWER DIVERTER,  
FLEXIBLE HOSE AND ANTIMLIMESTONE  
HANDSHOWER / 壁挂式恒温龙头, 带  
花洒头、浴缸/淋浴自动分流器、柔性软管  
和防垢花洒

**40. 32975**  
LATERAL BODY JET / 侧面花洒头

**41. 32973**  
LATERAL BODY JET / 侧面花洒头



38



37



39



41



42



43



44

**42. 32987\_32984**  
BUILT-IN ADJUSTABLE LATERAL BODY  
JET / 内置旋转式侧花洒

**43. 32979**  
WALL-MOUNTED ATOMIZER JET /  
侧面花洒头, 带喷雾功能

**44. 20172**  
ADJUSTABLE LATERAL BODY JET /  
旋转式侧花洒头

**45. 20123**  
SHOWER SET / 淋浴装置

**46. 20154**  
ANTIMLIMESTONE HANDSHOWER /  
防垢花洒

**47. 20142**  
SLIDING RAIL WITH ANTIMLIMESTONE  
HANDSHOWER, FLEXIBLE HOSE AND  
WATER OUTLET / 滑轨, 带水接口, 防垢  
花洒和柔性软管  
**20145** WITHOUT WATER OUTLET  
**20144** SLIDING RAIL ONLY  
SLIDING RAIL / 滑轨



47



45



46

**48. 63001\_63004**

THERMOSTATIC MIXER FOR TWO  
FUNCTIONS, WITH PUSH-BUTTON  
ON/OFF CONTROL / 双功能恒温龙头,  
带开关按钮

**63001\_63002** ONE FUNCTION /  
一种功能

**63001\_63006** THREE FUNCTIONS  
/ 三种功能

**49. 63055\_63079**

SINGLE-LEVER MIXER FOR TWO  
FUNCTIONS, WITH PUSH-BUTTON ON/  
OFF CONTROL / 双功能单把手龙头,  
带开关按钮

**63055\_63061** ONE FUNCTION /  
一种功能

**63055\_63081** THREE FUNCTIONS  
/ 三种功能



48



49

**52. 63099**  
磁性花洒套装 / MAGNETIC SHOWER  
SET

**53. 63199**  
MAGNETIC SHOWER SET WITH 1.50  
M DARKFLEX HOSE / 带磁力支架和  
DARKFLEX柔性软管的淋浴套装, 长  
1.50米



50




51




52




53



54



58



55



59

**50. 63011\_63012**  
THERMOSTATIC MIXER FOR TWO  
SIMULTANEOUS FUNCTIONS, WITH  
PUSHBUTTON ON/OFF CONTROLS / 恒  
温龙头, 同时具备两种功能, 带开关按钮  
**63013\_63014** THREE FUNCTIONS  
/ 三种功能

**63015\_63016** FOUR FUNCTIONS  
/ 四种功能

**63017\_63018** FIVE FUNCTIONS /  
五种功能

**51. 63021\_63022**

THERMOSTATIC SHELF MIXER FOR  
TWO SIMULTANEOUS FUNCTIONS,  
WITH PUSH-BUTTON ON/OFF  
CONTROLS / 壁挂式恒温龙头, 同时具备  
两种功能, 带开关按钮

**63023\_63024** THREE FUNCTIONS  
/ 三种功能

**63025\_63026** FOUR FUNCTIONS  
/ 四种功能

**63027\_63028** FIVE FUNCTIONS /  
五种功能



57

**54. 57303\_57002**

雨淋式, 300X300 MM  
**57307\_57004** 雨淋式/瀑布式

**57301\_57002** 雨淋式, 300X300

**57305\_57004** 雨淋式/瀑布式

**57403\_57006** 雨淋式, 300X500

**57411\_57010** 雨淋式/瀑布式/喷雾式

**57401\_57006** 雨淋式, 300X500

**57409\_57010** 雨淋式/瀑布式/喷雾式

**57503\_57012** 雨淋式, 500X500

**57511\_57016** 雨淋式/瀑布式/喷雾式

**57501\_57012** 雨淋式, 500X500

**57509\_57016** 雨淋式/瀑布式/喷雾式

**55. 57801\_57871**

雨淋式, 350X350 MM  
**57807\_57875** 多功能

**57805\_57006** 雨淋式, 300X500

**57811\_57010** 多功能

**57901\_57012** 雨淋式, 500X500

**57907\_57016** 多功能

**56. 57827\_57876**

彩色多功能

**57831\_57882** 彩色多功能

**57927\_57977** 彩色多功能

**57. 57261**  
WALL-MOUNTED ADJUSTABLE AND  
ANTI-LIMESTONE SHOWERHEAD,  
MULTI-SPRAY FUNCTION / 壁挂式旋转  
花洒头, 防水垢, 多重喷雾功能

**57263** RAIN / 雨淋

**57265** MIST / 雾化

**57269** WATERFALL / 瀑布式


**57269** RAINFALL, SPRAY, MASSAGE /  
雨淋, 喷洒, 按摩

**58. 20295**

WATERFALL SPOUT / 瀑布式浴缸出水口

**59. 20293**

WATERFALL SPOUT / 瀑布式浴缸出水口



60



61



62

**60. 20802** 黑色入墙式  
**20801** 白色入墙式  
**20825** 白色支架  
**20826** 黑色支架  
SOAP HOLDER / 皂碟

**61. 20814** 黑色入墙式  
**20813** 白色入墙式  
**20837** 白色支架  
**20838** 黑色支架  
SOAP DISPENSER HOLDER / 分配器架, 带杯子

**62. 20808** 黑色入墙式  
**20807** 白色入墙式  
**20831** 白色支架  
**20832** 黑色支架  
TUMBLER HOLDER / 杯架

**63. 20820** 黑色入墙式  
**20819** 白色入墙式  
**20843** 白色支架  
**20844** 黑色支架  
BRUSH HOLDER / 马桶刷架

**64. 20849**  
WALL-MOUNTED PAPER ROLL  
HOLDER WITH COVER / 带盖的墙面  
卷纸架

**65. 20855**  
WALL-MOUNTED PAPER ROLL  
HOLDER / 墙面纸卷架

**66. 20867** 白色入墙式  
**20868** 黑色入墙式  
**20933** 白色支架  
**20934** 黑色支架  
SET WITH PAPER ROLL HOLDER AND  
WHITE BRUSH HOLDER /  
厕纸架和马桶刷架白色套装



63



64



65



66



67

**67. 20939**  
FREESTANDING TOWEL RAIL /  
落地毛巾架

**68. 20900** 45 CM  
**20897** 30 CM  
**20903** 60 CM  
**20915** DOUBLE / 两个  
TOWEL RAIL / 毛巾架

**69. 20893** 45 CM  
GRAB-BAR / 把手

**70. 20861**  
BATH OR SHOWER SHELF /  
浴缸或淋浴的架子

**71. 20961**  
30 CM TOWEL RAIL FOR GLASS FIXING  
/ 玻璃用把手和毛巾杆30CM  
**20963** 45 CM  
**20965** 60 CM

**72. 20804**  
WALL-MOUNTED HOLDER / 壁挂式  
置物架

**73. 20949** 60 CM  
**20947** 30 CM  
**20950** 60 CM  
**20945** 60 CM VEREX  
SHELF / 搁板

**74. 20909**  
TOWEL RING / 环形毛巾架

**75. 20988**  
ADJUSTABLE STANDING MIRROR /  
可调节镜面的支撑镜

**76. 20990**  
WHITE WASTE-PAPER BASKET / 白  
色废纸篓  
**20991** BLACK / 黑色

**77. 20921**  
WALL-MOUNTED ROBE HOOK /  
壁挂式衣架



68



69



70



71



72



73



74



75



76



77



**78. 37591**

FREESTANDING BATHTUB,  
CRISTALPLANT® (MATT WHITE) /  
CRISTALPLANT®独立式浴缸 (亚光白)



78



81



82



83

**79. 37573**

WALL HUNG WC. INTEGRATED  
SIPHON. SOFT-CLOSING HARDWARE  
INCLUDED IN CHROME. MORE  
FINISHES ON REQUEST / 壁挂式马桶,  
虹吸集成。铬合金缓闭铰链, 饰面可根据  
客户要求制作

**37574** HARDWARE AND LATERAL  
HOLES PLUGS NOT INCLUDED / 不含  
铰链和坐垫

**80. 37575**

WALL HUNG BIDET. OVERFLOW  
CAP INCLUDED IN CHROME. MORE  
FINISHES ON REQUEST / 壁挂式坐便  
器。包含溢流盖, 镀铬材质, 饰面可根据  
要求进行处理

**81. 54611**

**54613**  
**54617**  
**54619**  
**54621**  
WC ACTUATOR PLATE / 马桶控制板

**82. 54605**

COUNTER WASHBASIN 400X400  
MM IN STAINLESS STEEL. WITHOUT  
OVERFLOW WASTE / 钢制台面洗脸盆,  
不含溢水400X400毫米

**83. 54606**

COUNTER WASHBASIN 600X350  
MM IN STAINLESS STEEL. WITHOUT  
OVERFLOW WASTE / 钢制台面洗脸盆,  
不含溢水600X350毫米



79



80

# goccia

Water goes into the living room

水流入客厅



Goccia is the first tap for the living room. This new collection incorporates the idea of a totally new product with enhanced functional and aesthetic content. It opens the way for unlimited and brilliant interior settings. For the first time, the outstanding design of Goccia brings a spout into the living room with a sleek and spectacular effect. Water can even spring directly from the dining table, as the Goccia tap and washbasin can become part of the table itself.

Goccia是第一个客厅龙头。该系列体现了一种全新的产品理念，其功能和美学价值开启了新的巧妙的生活解决方案。水进入了布置颇有设计感的客厅，或者以惬意、灵动的方式出现在餐桌上，而Goccia则成为了餐桌优雅的外延部分。



goccia



As a revolutionary Collection of furnishing objects, Goccia features an innovative design inspired by the fluid and natural shape of water.

具有创新设计的革命性家具系列，灵感源自水的流畅、天然形态。





**#713**  
Antique Brass  
古典铜



**#126**  
Black Metal  
Brushed  
拉丝黑



**#125**  
Copper Brushed  
GHRC  
GHRC 拉丝铜



**#147**  
Chrome Brushed  
拉丝铬



**#031**  
Chrome  
铬色



**#123**  
Copper GHRC  
高耐镀层铜



**#124**  
Black Metal  
GHRC  
GHRC 亮光黑



**#299**  
Matte Black  
哑光黑



**#279**  
Matte White  
哑光白

## Finishes List / 饰面列表

- #031 Chrome / 铬色
- #147 Chrome Brushed / 拉丝铬
- #279 Matte White / 哑光白
- #299 Matt Black / 哑光黑
- #123 Copper GHRC / 高耐镀层铜
- #125 Copper Brushed GHRC / GHRC 拉丝铜
- #124 Black Metal GHRC / GHRC 亮光黑
- #126 Black Metal Brushed GHRC / 拉丝黑
- #713 Antique Brass / 古典铜

**More on request**  
如需更多信息, 欢迎垂询




**1. 33601**  
BASIN MIXER WITH WASTE, R 90 /  
单把手洗脸盆龙头, 带下水, Ø 90  
**33802** FIXED SPOUT / 固定管  
**33851** SPOUT ONLY / 仅出水口R90

**2. 33602**  
BASIN MIXER WITH WASTE, R 125 /  
单把手洗脸盆龙头, 带下水, Ø 125  
**33803** FIXED SPOUT / 固定管  
**33852** SPOUT ONLY / 仅出水口R 125

**3. 33603**  
BASIN MIXER WITH WASTE, R 197 /  
单把手洗脸盆龙头, 带下水, Ø 197  
**33804** FIXED SPOUT / 固定管  
**33853** SPOUT ONLY / 仅出水口R 197

**4. 33604**  
BASIN MIXER WITH WASTE, R 90 /  
单把手洗脸盆龙头, 带下水, Ø 90  
**33805** FIXED SPOUT / 固定管  
**33854** SPOUT ONLY / 仅出水口R90



**5. 33605**  
BASIN MIXER WITH WASTE, R 125 /  
单把手洗脸盆龙头, 带下水, Ø 125  
**33806** FIXED SPOUT / 固定管

**33855** SPOUT ONLY / 仅出水口R 125

**6. 33606**  
BASIN MIXER WITH WASTE, R 197 /  
单把手洗脸盆龙头, 带下水, Ø 197  
**33808** FIXED SPOUT / 固定管

**33856** SPOUT ONLY / 仅出水口R 197




**7. 33608**  
BASIN MIXER WITH WASTE, R 90 /  
单把手洗脸盆龙头, 带下水, Ø 90  
**33809** FIXED SPOUT / 固定管  
**33858** SPOUT ONLY / 仅出水口R90

**8. 33609**  
BASIN MIXER WITH WASTE, R 125 /  
单把手洗脸盆龙头, 带下水, Ø 125  
**33810** FIXED SPOUT / 固定管  
**33859** SPOUT ONLY / 仅出水口R 125



**9. 33610**  
BASIN MIXER WITH WASTE, R 197 /  
单把手洗脸盆龙头, 带下水, Ø 197  
**33811** FIXED SPOUT / 固定管  
**33860** SPOUT ONLY / 仅出水口R 197

**10. 46189\_33630**  
FREESTANDING BASIN MIXER, R 197 /  
落地式面盆龙头, R 197  
**46189\_33626** R 125



**11. 33607**  
BIDET MIXER / 单把手坐浴盆龙头  
**33807** FIXED SPOUT / 固定管

**12. 33699**  
CEILING-MOUNTED SPOUT /  
吊顶出水口  
**33799** MIN 180 MAX 1800 MM

**13. 33700**  
COUNTER SEPARATE CONTROL / 遥控



**14. 33745\_33744**  
BUILT-IN MIXER, ONE-WAY / 内置单把手龙头, 单出口

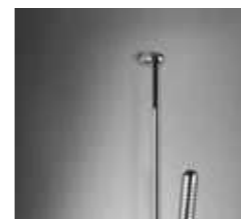


**15. 33687\_33686** 250 MM  
**33687\_33684** 200 MM  
**33687\_33690** MIN 70 MAX 300 MM  
BUILT-IN MIXER WITH WATERFALL SPOUT, WITHOUT WASTE / 隐藏式单把手龙头, 带出水口, 无下水

**16. 44679\_33724**  
CEILING-MOUNTED ELECTRONIC MIXER / 电子吊顶龙头  
**44679\_33726** 定制

**17. 44679\_30651**  
BUILT-IN ELECTRONIC SEPARATE CONTROL / 壁式电子遥控器

**18. 30653**  
ELECTRONIC SEPARATE CONTROL / 电子遥控器

**19. 33719** 250 MM  
**33715** 200 MM  
**33723** MIN 115 MAX 300 MM  
WALL-MOUNTED SPOUT / 壁式出水口



**20. 46189\_33029**  
FREESTANDING BATH MIXER /  
外置浴缸支架

**21. 09269\_33844** 双路  
**09269\_33842** 单路  
**09269\_33846** 三路  
THERMOSTATIC BUILT-IN PART MIXER /  
内置恒温龙头

**22. 44673\_44678** 双路  
**44655\_44676** 单路  
BUILT-IN SHOWER MIXER /  
暗装式单把手淋浴龙头

**23. 09264\_63434**  
WALL-MOUNTED THERMOSTATIC MIXER WITH TWO SEPARATE EXITS / 恒温龙头, 独立两路  
**09266\_63436** 三个出口  
**09268\_63438** 四个出口  
**09263\_63440** 五个出口

**24. 33642**  
SLIDING RAIL WITH ANTIMLSTONE HANDSHOWER, FLEXIBLE HOSE AND WATER OUTLET / 滑轨, 带水接口, 防垢花洒和柔性软管  
**33645** WITHOUT WATER OUTLET  
**33644** SLIDING RAIL ONLY  
SLIDING RAIL / 滑轨



**27. 33766** Ø306 MM  
**33762** Ø216 MM  
CEILING-MOUNTED SHOWERHEAD /  
吸顶式花洒头  
**33768** Ø306 MM MIN 50 MAX 1800 MM  
**33764** Ø216 MM MIN 50 MAX 1800 MM

**28. 33756** Ø306 MM  
**33755** Ø216 MM  
WALL-MOUNTED SHOWERHEAD /  
壁挂式花洒头

**29. 33752** H 602 MM  
**33751** H 387 MM  
**33753** H MIN 490 MAX 2100 MM  
CEILING-MOUNTED SHOWERHEAD /  
吸顶式花洒头

**25. 33773**  
SHOWER SET / 淋浴装置

**26. 33754**  
ANTIMLSTONE HANDSHOWER /  
防垢花洒



### 30. 63001\_63004

THERMOSTATIC MIXER FOR TWO FUNCTIONS, WITH PUSH-BUTTON ON/OFF CONTROL / 双功能恒温龙头, 带开关按钮

63001\_63002 ONE FUNCTION / 一种功能

63001\_63006 THREE FUNCTIONS / 三种功能



30



31



32



33

### 31. 63055\_63079

SINGLE-LEVER MIXER FOR TWO FUNCTIONS, WITH PUSH-BUTTON ON/OFF CONTROL / 双功能单把手龙头, 带开关按钮

63055\_63061 ONE FUNCTION / 一种功能

63055\_63081 THREE FUNCTIONS / 三种功能



34



35

### 32. 63011\_63012

THERMOSTATIC MIXER FOR TWO SIMULTANEOUS FUNCTIONS, WITH PUSH-BUTTON ON/OFF CONTROLS / 恒温龙头, 同时具备两种功能, 带开关按钮

63013\_63014 THREE FUNCTIONS / 三种功能

63015\_63016 FOUR FUNCTIONS / 四种功能

63017\_63018 FIVE FUNCTIONS / 五种功能



36



37

### 33. 63021\_63022

THERMOSTATIC SHELF MIXER FOR TWO SIMULTANEOUS FUNCTIONS, WITH PUSH-BUTTON ON/OFF CONTROLS / 壁挂式恒温龙头, 同时具备两种功能, 带开关按钮

63023\_63024 THREE FUNCTIONS / 三种功能

63025\_63026 FOUR FUNCTIONS / 四种功能

63027\_63028 FIVE FUNCTIONS / 五种功能



38



39

### 34. 63099


MAGNETIC SHOWER SET

35. 63199

MAGNETIC SHOWER SET WITH 1.50 M DARKFLEX HOSE / 带磁力支架和 DARKFLEX柔性软管的淋浴套装, 长 1.50米




40



41



42



43

### 37. 57803\_57018


雨淋式, 直径350 MM  
57809\_57873 多功能  
57903\_57973 雨淋式, 直径500 MM  
57909\_57975 多功能, 直径500 MM  
57801\_57871 350 X 350 雨淋式  
57807\_57875 多功能  
57805\_57006 300 X 500 雨淋式  
57811\_57010 多功能  
57901\_57012 500 X 500 雨淋式  
57907\_57016 多功能



36



37



38



39



42



43




44



45



46



47



48

### 42. 38001

白色入墙式  
38002 黑色入墙式  
38025 白色支架  
38026 黑色支架  
SOAP HOLDER / 皂碟

### 43. 38008

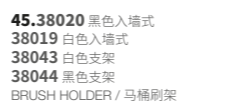
黑色入墙式  
38007 白色入墙式  
38034 白色支架  
38035 黑色支架  
TUMBLER HOLDER / 杯架

### 44. 38013

白色入墙式  
38014 黑色入墙式  
38037 白色支架  
38038 黑色支架  
SOAP DISPENSER HOLDER / 分配器架, 带杯子



45



46



47

46. 38068 黑色支架  
38067 白色支架  
SET WITH PAPER ROLL HOLDER AND WHITE BRUSH HOLDER / 厕纸架和马桶刷架白色套装

### 47. 38178

BLACK  
38177 WHITE  
WASTE-PAPER BASKET / 废纸篓

### 48. 38121

WALL-MOUNTED ROBE HOOK / 壁挂式衣架

### 49. 38109

TOWEL RING / 环形毛巾架

### 50. 38100

45 CM  
38097 30CM  
38103 60 CM  
TOWEL RAIL / 毛巾架



49



50

### 51. 38049

WALL-MOUNTED PAPER ROLL HOLDER WITH COVER / 带盖的墙面卷纸架

### 52. 38055

WALL-MOUNTED PAPER ROLL HOLDER / 墙面纸卷架

### 53. 38143

60 CM H 160 CM  
38144 45 CM H 160 CM

### 54. 58424

SAFETY GRIP-HANDLE FOR BATHTUB AND SHOWER ENCLOSURE / 浴缸/淋浴用支撑把手



49



50



51



52



53



54



55



56

55. 39123  
COUNTER WASHBASIN Ø400 MM, HEIGHT 185 MM, IN WHITE GRES / 台面式洗脸盆 直径400, 高185毫米, 白色瓷

### 56. 39133

COUNTER WASHBASIN Ø500 MM, HEIGHT 300 MM, IN WHITE GRES / 台面式洗脸盆 直径500, 高300毫米, 白色瓷



55



56

57. 39124  
COUNTER WASHBASIN Ø400 MM, HEIGHT 185 MM, IN BLACK GRES / 台面式洗脸盆 直径400, 高185毫米, 黑色瓷

### 58. 39134

COUNTER WASHBASIN Ø500 MM, HEIGHT 300 MM, IN BLACK GRES / 台面式洗脸盆 直径500, 高300毫米, 黑色瓷

59. 39125  
COUNTER WASHBASIN Ø400 MM, HEIGHT 185 MM, IN BRIGHT PLATINUM GRES / 台面式洗脸盆 直径400, 高185毫米, 闪亮白金瓷

### 60. 39135

COUNTER WASHBASIN Ø500 MM, HEIGHT 300 MM, IN BRIGHT PLATINUM GRES / 台面式洗脸盆 直径500, 高300毫米, 闪亮白金瓷

### 61. 39126

COUNTER WASHBASIN Ø400 MM, HEIGHT 185 MM, IN BRIGHT COPPER GRES / 台面式洗脸盆 直径400, 高185毫米, 抛光铜瓷

### 62. 39136

COUNTER WASHBASIN Ø500 MM, HEIGHT 300 MM, IN BRIGHT COPPER GRES / 台面式洗脸盆 直径500, 高300毫米, 抛光铜瓷

### 63. 39118

518 白色欧洲陶瓷  
531 哑光 白色陶瓷  
532 哑光 黑色陶瓷  
533 哑光 黑色陶瓷  
WALL HUNG WC, INTEGRATED SIPHON. SOFT-CLOSING HARDWARE INCLUDED IN CHROME, MORE FINISHES ON REQUEST / 壁挂式马桶, 虹吸集成, 铬合金缓闭铰链, 饰面可根据客户要求制作

### 64. 39113

518 白色欧洲陶瓷  
531 哑光 白色陶瓷  
532 哑光 黑色陶瓷  
WALL HUNG WC, INTEGRATED SIPHON. SOFT-CLOSING HARDWARE INCLUDED IN CHROME, MORE FINISHES ON REQUEST / 壁挂式马桶, 虹吸集成, 铬合金缓闭铰链, 饰面可根据客户要求制作

### 39114

HARDWARE AND LATERAL HOLES PLUGS NOT INCLUDED / 不含铰链和坐垫



57



58



59



60



61



62



63



64



65



66




67



68



69



70



71



72

### 65. 39115

518 白色欧洲陶瓷  
531 哑光 白色陶瓷  
532 哑光 黑色陶瓷  
WALL HUNG BIDET, OVERFLOW CAP INCLUDED IN CHROME, MORE FINISHES ON REQUEST / 壁挂式坐便器, 包含溢流盖, 镀铬材质, 饰面可根据要求进行处



65



66



67



68



69



70



71

**A DESIGN GRACING EVERY ENVIRONMENT**

The hybrid nature of the design, with its ability to join rounded and straight geometries, makes Rilievo easily matchable with both round and square shapes, and perfectly fitted in extremely diverse environments, being them minimalistic or decorative. The nimble aesthetic versatility of Rilievo is an advantage for a product conceived for functional and elegant bathrooms, in the world of hospitality as well as in private residences.



**美化任何环境的设计**

设计具备了混合性，将直线、曲线汇合，使得Rilievo可以轻松搭配成圆型和正方形，既可以融入极简的环境内，也可以融入奢华的环境内。Rilievo外观上百搭，是酒店行业和私人住所内功能性、优雅卫浴的理想之选。



RILIEVO


A CONCEPT OF  
TIDINESS AND  
HARMONY

秩序与和谐的概念



If harmony, based on order, is dictated by a geometrical ratio between parts, the maximum expression of purity of form is the intersection of a circle with a square – according to HBA's belief. This geometric and architectural symbol has been considered greatly evocative through time and across continents and cultures. As the circle evokes eternal movement, the square symbolizes eternity and immutability. The coupling of these two geometries becomes the dynamic image of purity: the transition towards perfection and equilibrium. Indeed, a circle inscribed into a square is the theme that Rilievo by HBA for Gessi brilliantly brings to life, gracing both touch and sight to make the bathroom a haven of body and soul rebalance. A new balance between style, emotion and functionality.

如果基于秩序的和谐需要通过各个部分间的几何关系来实现,那么依据HBA的直觉,方中有圆则是形式纯洁感的最佳表达。这种建筑几何图形让人心驰神往,跨越了时间、大洲和文化。圆形让人联想到永恒的运动,而方形则象征着永恒和不变。这两种几何图形的耦合成为纯洁的动态形象:向完美和平衡过渡。Gessi的Rilievo by HBA激活了方中有圆主题:其触感舒适,视觉上将卫生间变成了身体、灵魂间重新平衡的绿洲。风格、情感和功能的新平衡。



The embossed round relief under the handle, besides representing an absolute aesthetic innovation, stands as both an ergonomic and sensory element of great tactile pleasantness.

把柄下的环形浮雕细节不仅堪称美学方面的绝对创新,也成为了触感极度舒适的工效、感官元素。

## Finishes List / 饰面列表

- #031 Chrome / 铬色
- #149 Finox / 拉丝镍
- #279 Matte White / 哑光白
- #299 Matt Black / 哑光黑
- #706 Black Metal / PVD亮光黑
- #707 Black Metal Brushed / PVD拉丝黑
- #030 Copper / PVD铜
- #708 Copper Brushed / PVD拉丝铜
- #710 Brass / 淡金
- #727 Brass Brushed / PVD拉丝黄铜
- #735 Warm Bronze / 青铜
- #726 Warm Bronze Brushed / PVD拉丝香槟铜
- #720 Nickel PVD / 镍

More on request  
如需更多信息, 欢迎垂询



**1. 59001**  
BASIN MIXER WITH WASTE /  
单把手洗脸盆龙头, 带下水  
**59002** WITHOUT WASTE / 无下水



**2. 59005**  
BASIN MIXER WITH WASTE Ø 35 /  
单把手洗脸盆龙头, 带下水 Ø 35  
**59006** WITHOUT WASTE / 无下水




**3. 59003**  
HIGH VERSION BASIN MIXER, WITH  
WASTE / 单把手高盆龙头, 带下水  
**59004** WITHOUT WASTE / 无下水



**4. 59009**  
HIGH VERSION BASIN MIXER, WITH  
WASTE Ø 35 / 单把手高款洗脸盆龙头,  
带下水 Ø 35  
**59010** WITHOUT WASTE / 无下水



**5. 59011**  
THREE-HOLE BASIN MIXER WITH  
SPOUT, WITH WASTE / 三孔洗脸盆装  
置, 带出水口, 带下水  
**59012** WITHOUT WASTE / 无下水



**9. 44697\_59089**  
BUILT-IN MIXER WITH SPOUT, WITHOUT  
WASTE / 隐藏式单把手龙头, 带出水  
口, 无下水

**10. 59007**  
BIDET MIXER WITH WASTE /  
单把手坐浴盆龙头, 带下水

**6. 45089\_59090**  
BUILT-IN THREE-HOLE MIXER,  
WITHOUT WASTE / 三孔暗藏式洗脸盆龙  
头装置, 无下水

**7. 59100**  
WALL-MOUNTED SPOUT / 壁式出水口

**8. 46112\_59109**  
ITEM BUILT-IN MIXER, ONE-WAY /  
内置单把手龙头, 单出口

**11. 59023**  
ELECTRONIC BASIN MIXER /  
电子面盆龙头

**12. 44679\_59107**  
WALL-MOUNTED ELECTRONIC MIXER /  
电子壁挂龙头

**13. 44679\_59024**  
CEILING-MOUNTED ELECTRONIC  
MIXER / 电子吊顶龙头  
**59026** 定制长度

**14. 59028**  
ELECTRONIC SEPARATE CONTROL /  
电子遥控器

**15. 44679\_59029**  
WALL-MOUNTED ELECTRONIC  
SEPARATE CONTROL / 壁式电子遥控器

**16. 46189\_59131**  
FREESTANDING BATH MIXER/  
外置浴缸支架

**17. 59043**  
THREE-HOLE BATH MIXER WITH  
DIVERTER, TO BE USED WITH  
OVERFLOW FILLER / 三孔浴缸边缘龙头  
装置, 用于分配到浴缸立柱

**18. 59037**  
THREE-HOLE BATH MIXER WITH  
SPOUT AND DIVERTER /  
三孔浴缸龙头带出水口和分流器

**19. 59103**  
WALL-MOUNTED BATH SPOUT /  
壁挂式浴缸出水口

**20. 59047**  
COUNTER SEPARATE CONTROL / 遥控

**21. 44697\_59092**  
BUILT-IN BATH MIXER WITH SPOUT /  
嵌入式单把手浴缸龙头带出水口

**22. 44639\_59138**  
TWO-WAY BUILT-IN BATH MIXER /  
嵌入式单把手浴缸龙头, 两路  
**44639\_59139**

**23. 44639\_59140**  
BUILT-IN MIXER, TWO-WAY /  
单把手内置式龙头, 两个出口  
**44639\_59141**

**24. 59031**  
EXTERNAL SHOWER MIXER /  
外置单把手淋浴龙头

**25. 59013**  
EXTERNAL BATH MIXER /  
外置单把手浴缸龙头

**26. 44673\_59079** TWO-WAY  
**44655\_59061** ONE-WAY  
BUILT-IN SHOWER MIXER /  
暗装式单把手淋浴龙头

**27. 09269\_59132** 单路  
**09269\_59134** 双路  
**09269\_59136** 三路  
THERMOSTATIC BUILT-IN PART MIXER /  
内置恒温龙头

**28. 59242**  
SLIDING RAIL WITH ANTIMLIMESTONE  
HANDSHOWER, FLEXIBLE HOSE AND  
WATER OUTLET / 滑轨, 带水接口, 防垢  
花洒和柔性软管  
**59245** WITHOUT WATER OUTLET  
**59244** SLIDING RAIL ONLY  
SLIDING RAIL / 滑轨

**29. 59123**  
SHOWER SET / 淋浴装置

**30. 14372**  
ANTIMLIMESTONE HANDSHOWER /  
防垢花洒

**31. 59127**  
CONICAL SHOWER HOOK / 手持花洒  
锥体支架



**32. 59158**  
WALL-MOUNTED SHOWERHEAD /  
壁挂式花洒头



**33. 59155**  
CEILING-MOUNTED SHOWERHEAD /  
吸顶式花洒头  
59159 MIN 105 MAX 1865 MM



**34. 59148**  
WALL-MOUNTED SHOWERHEAD /  
壁挂式花洒头



**35. 59152**  
CEILING-MOUNTED SHOWERHEAD /  
吸顶式花洒头  
59150 MIN 115 MAX 1865 MM



**36. 33095**  
WALL-MOUNTED SHOWERHEAD /  
壁挂式花洒头





**37. 09264\_63434**  
WALL-MOUNTED THERMOSTATIC  
MIXER WITH TWO SEPARATE EXITS / 恒  
温龙头, 独立两路  
09266\_63436 THREE EXITS  
09268\_63438 FOUR EXITS  
09263\_63440 FIVE EXITS

**38. 63001\_63004**  
THERMOSTATIC MIXER FOR TWO  
FUNCTIONS, WITH PUSH-BUTTON ON/  
OFF CONTROL / 双功能单把手龙头,  
带开关按钮  
63001\_63002 ONE FUNCTION /  
一种功能  
63001\_63006 THREE FUNCTIONS  
/ 三种功能

**39. 63055\_63079**  
SINGLE-LEVER MIXER FOR TWO  
FUNCTIONS, WITH PUSH-BUTTON ON/  
OFF CONTROL / 双功能单把手龙头,  
带开关按钮  
63055\_63061 ONE FUNCTION /  
一种功能  
63055\_63081 THREE FUNCTIONS  
/ 三种功能



**40. 63011\_63012**  
THERMOSTATIC MIXER FOR TWO  
SIMULTANEOUS FUNCTIONS, WITH  
PUSHBUTTON ON/OFF CONTROLS / 恒  
温龙头, 同时具备两种功能, 带开关按钮  
63013\_63014 THREE FUNCTIONS /  
三种功能  
63015\_63016 FOUR FUNCTIONS /  
四种功能  
63017\_63018 FIVE FUNCTIONS /  
五种功能



**44. 57303\_57002**  
雨淋式, 300X300 MM  
57307\_57004 雨淋式/瀑布式  
57301\_57002 雨淋式, 300X300 MM  
57305\_57004 雨淋式/瀑布式  
57403\_57006 雨淋式, 300X500 MM  
57411\_57010 雨淋式/瀑布式/喷雾式  
57401\_57006 雨淋式, 300X500 MM  
57409\_57010 雨淋式/瀑布式/喷雾式  
57503\_57012 雨淋式, 500X500 MM  
57511\_57016 雨淋式/瀑布式/喷雾式  
57501\_57012 雨淋式, 500X500 MM  
57509\_57016 雨淋式/瀑布式/喷雾式

**45. 57801\_57871**  
雨淋式, 350X350 MM  
57807\_57875 多功能  
57805\_57006 雨淋式, 300X500 MM  
57811\_57010 多功能  
57901\_57012 雨淋式, 500X500 MM  
57907\_57016 多功能



**46. 57827\_57876**  
彩色多功能  
57831\_57882 彩色 多功能  
57927\_57977 彩色 多功能

**47. 57261**  
WALL-MOUNTED ADJUSTABLE AND  
ANTI-LIMESTONE SHOWERHEAD.  
MULTI-SPRAY FUNCTION /  
壁挂式旋转花洒头, 防水垢。多重喷  
洒功能  
57263 RAIN / 雨淋  
57265 MIST / 雾化  
57267 WATERFALL / 瀑布式  
57269 RAINFALL, SPRAY, MASSAGE /  
雨淋, 喷洒, 按摩

**48. 20293**  
WATERFALL SPOUT / 瀑布口

**49. 20295**  
WATERFALL SPOUT / 瀑布口

**50. 59502** 黑色入墙式  
59501 白色入墙式  
59525 白色支架  
59526 黑色支架  
SOAP HOLDER / 皂碟

**51. 59508** 黑色入墙式  
59507 白色入墙式  
59531 白色支架  
59532 黑色支架  
TUMBLER HOLDER / 杯架

**52. 59514** 黑色入墙式  
59513 白色入墙式  
59537 白色支架  
59538 黑色支架  
SOAP DISPENSER HOLDER /  
分配器架, 带杯子

**53. 59519** 入墙式  
59543 支架  
BRUSH HOLDER / 马桶刷架

**54. 59549 30 CM**  
59561 CORNER / ANGOLARE  
SHELF / 搁板

**55. 59455**  
59415 DOUBLE / 两个  
59449 WITH COVER / 转角  
59450 DOUBLE WITH COVER / 两  
个, 带盖子  
WALL-MOUNTED PAPER ROLL  
HOLDER / 墙面纸卷架

**56. 59521**  
59522 DOUBLE  
WALL-MOUNTED ROBE HOOK /  
壁挂式衣架


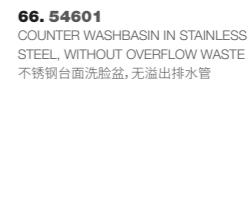
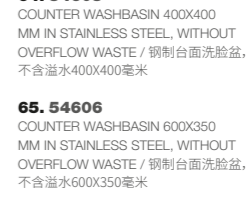

**57. 59509**  
TOWEL RING / 环形毛巾架

**58. 59562 30 CM**  
59564 45 CM  
59566 60 CM  
TOWEL RAIL FOR GLASS FIXING /  
把手和毛巾杆



**59. 59400 45 CM**  
59397 30 CM  
59403 60 CM  
59405 双杆 60 CM  
59407 带60 CM置物架  
TOWEL RAIL / 毛巾架

**60. 58424**  
SAFETY GRIP-HANDLE FOR BATHTUB  
AND SHOWER ENCLOSURE / 浴缸/淋  
浴用支撑把手



As a mix of organic and geometric design, a fusion between the quiet and graceful eastern shapes inspired by nature and the contemporary edge of Western flair, Cono gives to any environment a special feel of relaxation. The minimalist style and the maximum attention to details transmit a message of distinction and essentiality.



Cono极度创新的设计融合了有机和几何风格，既有着灵感源于自然的东方形态的和谐肃穆感，也具备了利落的西方线性风格，使得该系列给每一处环境注入了特殊的松弛感。极简主义风格和对细节的重视传递了与众不同，追求精华的信息。

# cono

CONTEMPORARY ART FUSION



## Finishes List / 饰面列表

- #031 Chrome / 铬色
- #149 Inox / 拉丝镍
- #299 Matt Black / 哑光黑
- #706 Black Metal / PVD亮光黑
- #707 Black Metal Brushed / PVD拉丝黑
- #030 Copper / PVD铜
- #708 Copper Brushed / PVD拉丝铜
- #279 Matte White / 哑光白
- #710 Brass / 淡金
- #727 Brass Brushed / PVD拉丝黄铜
- #735 Warm Bronze / 青铜
- #726 Warm Bronze Brushed / PVD拉丝香槟铜
- #720 Nickel PVD / 镍

More on request  
如需更多信息, 欢迎垂询



**1. 45001**  
BASIN MIXER WITHOUT WASTE /  
单把手面盆龙头, 无下水  
**45002 WITH WASTE / 带下水**

**2. 45003**  
HIGH VERSION BASIN MIXER,  
WITHOUT WASTE /  
单把手高款面盆龙头, 无下水  
**45004 WITH WASTE / 带下水**

**3. 45097\_45088**  
BUILT-IN MIXER WITH SPOUT, WITHOUT  
WASTE / 隐藏式单把手龙头, 带出水  
口, 无下水



**4. 45099**  
CEILING-MOUNTED SPOUT /  
吊顶出水口  
**45199 定制长度**

**5. 33745\_45054**  
MIXER ONE-WAY DIVERTER /  
单向壁挂式龙头

**6. 45010**  
COUNTER SEPARATE CONTROL /  
台面遥控

**7. 45007**  
BIDET MIXER /  
单把手坐浴盆龙头

**8. 46189\_45028**  
FREESTANDING EXTERNAL BATH  
MIXER / 外置浴缸支架



**11. 44673\_45079** 双路  
44655\_45061 单路  
BUILT-IN SHOWER MIXER /  
暗装式单把手淋浴龙头

**9. 54169\_63331** 单路  
54169\_63333 双路  
54169\_63335 三路  
THERMOSTATIC MIXER /  
恒温龙头

**10. 54169\_63332** 单路  
54169\_63334 双路  
54169\_63336 三路  
THERMOSTATIC MIXER /  
恒温龙头

**12. 45163**  
WALL-FIXING SHOWERHEAD /  
壁挂安装的花洒头

**13. 45151**  
WALL-MOUNTED SHOWERHEAD /  
壁挂式花洒头

**14. 45152**  
CEILING-MOUNTED SHOWERHEAD /  
吸顶式花洒头  
45150 MIN 115 MAX 1865 MM

**15. 45147**  
SLIDING RAIL WITH ANTIMLIMESTONE  
HANDSHOWER, FLEXIBLE HOSE AND  
WATER OUTLET / 滑轨, 带水接口, 防垢  
花洒和柔性软管  
**45149** WITHOUT WATER OUTLET /  
无水接口

**16. 45225**  
SHOWER SET / 淋浴装置

**17. 13375**  
ADJUSTABLE LATERAL BODY JET /  
旋转式侧花洒头

**18. 32985\_32982**  
TONDO BUILT-IN ADJUSTABLE  
LATERAL BODY JET / 内置旋转式侧花  
洒 TONDO

**19. 32971**  
LATERAL BODY JET / 侧面花洒头

**20. 32977**  
TONDO WALL-MOUNTED ATOMIZER  
JET / 侧向花洒, 带雾化喷头 TONDO

**21. 63001\_63004**  
THERMOSTATIC MIXER FOR TWO  
FUNCTIONS, WITH PUSH-BUTTON ON/  
OFF CONTROL / 双功能单把手龙头,  
带开关按钮  
**63001\_63002** ONE FUNCTION /  
一种功能  
**63001\_63006** THREE FUNCTIONS  
/ 三种功能

**22. 63055\_63079**  
SINGLE-LEVER MIXER FOR TWO  
FUNCTIONS, WITH PUSH-BUTTON ON/  
OFF CONTROL / 双功能单把手龙头,  
带开关按钮  
**63055\_63061** ONE FUNCTION /  
一种功能  
**63055\_63081** THREE FUNCTIONS  
/ 三种功能

**23. 63011\_63012**  
THERMOSTATIC MIXER FOR TWO  
SIMULTANEOUS FUNCTIONS, WITH  
PUSHBUTTON ON/OFF CONTROLS / 恒  
温龙头, 同时具备两种功能, 带开关按钮  
**63013\_63014** THREE FUNCTIONS /  
三种功能  
**63015\_63016** FOUR FUNCTIONS  
/ 四种功能  
**63017\_63018** FIVE FUNCTIONS /  
五种功能

**24. 63021\_63022**  
THERMOSTATIC SHELF MIXER FOR  
TWO SIMULTANEOUS FUNCTIONS,  
WITH PUSH-BUTTON ON/OFF  
CONTROLS / 壁挂式恒温龙头, 同时具备  
两种功能, 带开关按钮  
**63023\_63024** THREE FUNCTIONS  
/ 三种功能  
**63025\_63026** FOUR FUNCTIONS  
/ 四种功能  
**63027\_63028** FIVE FUNCTIONS /  
五种功能

**25. 63099**  
磁性花洒套装 / MAGNETIC SHOWER  
SET

**26. 63199**  
MAGNETIC SHOWER SET WITH 1,50  
M DARKFLEX HOSE / 带磁力支架和  
DARKFLEX柔性软管的淋浴套装, 长  
1.50米

**27. 57603\_57018**  
雨淋式, 直径350 MM  
**57601\_57018** 嵌入式  
**57303\_57002** 300 X 300 雨淋式  
**57301\_57002** 嵌入式  
**57307\_57004** 300 X 300 雨淋式/瀑布式  
**57305\_57004** 嵌入式  
**57403\_57006** 300 X 500 雨淋式  
**57401\_57006** 嵌入式  
**57411\_57010** 300 X 500 多功能  
**57409\_57010** 嵌入式  
**57503\_57012** 500 X 500 雨淋式  
**57501\_57012** 嵌入式  
**57511\_57016** 500 X 500 多功能喷雾式  
**57509\_57016** 嵌入式

**28. 57803\_57018**  
雨淋式, 直径350 MM  
**57809\_57873** 多功能  
**57903\_57973** 雨淋式, 直径500 MM  
**57909\_57975** 多功能, 直径500 MM  
**57801\_57871** 350 X 350 雨淋式  
**57807\_57875** 多功能  
**57805\_57006** 300 X 500 雨淋式  
**57811\_57010** 多功能  
**57901\_57012** 500 X 500 雨淋式  
**57907\_57016** 多功能

**29. 57827\_57876**  
彩色多功能  
**57831\_57882** 彩色多功能  
**57927\_57977** 彩色多功能  
**57829\_57878** 直径350, 多功能  
**57929\_57980** 直径500, 多功能

**30. 57261**  
WALL-MOUNTED ADJUSTABLE AND  
ANTI-LIMESTONE SHOWERHEAD.  
MULTI-SPRAY FUNCTION /  
壁挂式旋转花洒头, 防水垢, 多重喷  
洒功能  
**57263** RAIN / 雨淋  
**57265** MIST / 雾化  
**57267** WATERFALL / 瀑布式  
**57269** RAINFALL/SPRAY/MASSAGE  
雨淋/喷洒/按摩

**31. 20293**  
WATERFALL SPOUT / 瀑布口

**32. 65295**  
WATERFALL SPOUT / 瀑布口

**12. 45163**  
WALL-FIXING SHOWERHEAD /  
壁挂安装的花洒头

**13. 45151**  
WALL-MOUNTED SHOWERHEAD /  
壁挂式花洒头

**14. 45152**  
CEILING-MOUNTED SHOWERHEAD /  
吸顶式花洒头  
45150 MIN 115 MAX 1865 MM

**15. 45147**  
SLIDING RAIL WITH ANTIMLIMESTONE  
HANDSHOWER, FLEXIBLE HOSE AND  
WATER OUTLET / 滑轨, 带水接口, 防垢  
花洒和柔性软管  
**45149** WITHOUT WATER OUTLET /  
无水接口

**16. 45225**  
SHOWER SET / 淋浴装置

**17. 13375**  
ADJUSTABLE LATERAL BODY JET /  
旋转式侧花洒头

**18. 32985\_32982**  
TONDO BUILT-IN ADJUSTABLE  
LATERAL BODY JET / 内置旋转式侧花  
洒 TONDO

**19. 32971**  
LATERAL BODY JET / 侧面花洒头

**20. 32977**  
TONDO WALL-MOUNTED ATOMIZER  
JET / 侧向花洒, 带雾化喷头 TONDO

**21. 63001\_63004**  
THERMOSTATIC MIXER FOR TWO  
FUNCTIONS, WITH PUSH-BUTTON ON/  
OFF CONTROL / 双功能单把手龙头,  
带开关按钮  
**63001\_63002** ONE FUNCTION /  
一种功能  
**63001\_63006** THREE FUNCTIONS  
/ 三种功能

**22. 63055\_63079**  
SINGLE-LEVER MIXER FOR TWO  
FUNCTIONS, WITH PUSH-BUTTON ON/  
OFF CONTROL / 双功能单把手龙头,  
带开关按钮  
**63055\_63061** ONE FUNCTION /  
一种功能  
**63055\_63081** THREE FUNCTIONS  
/ 三种功能

**23. 63011\_63012**  
THERMOSTATIC MIXER FOR TWO  
SIMULTANEOUS FUNCTIONS, WITH  
PUSHBUTTON ON/OFF CONTROLS / 恒  
温龙头, 同时具备两种功能, 带开关按钮  
**63013\_63014** THREE FUNCTIONS /  
三种功能  
**63015\_63016** FOUR FUNCTIONS  
/ 四种功能  
**63017\_63018** FIVE FUNCTIONS /  
五种功能

**24. 63021\_63022**  
THERMOSTATIC SHELF MIXER FOR  
TWO SIMULTANEOUS FUNCTIONS,  
WITH PUSH-BUTTON ON/OFF  
CONTROLS / 壁挂式恒温龙头, 同时具备  
两种功能, 带开关按钮  
**63023\_63024** THREE FUNCTIONS  
/ 三种功能  
**63025\_63026** FOUR FUNCTIONS  
/ 四种功能  
**63027\_63028** FIVE FUNCTIONS /  
五种功能

**25. 63099**  
磁性花洒套装 / MAGNETIC SHOWER  
SET

**26. 63199**  
MAGNETIC SHOWER SET WITH 1,50  
M DARKFLEX HOSE / 带磁力支架和  
DARKFLEX柔性软管的淋浴套装, 长  
1.50米

**27. 57603\_57018**  
雨淋式, 直径350 MM  
**57601\_57018** 嵌入式  
**57303\_57002** 300 X 300 雨淋式  
**57301\_57002** 嵌入式  
**57307\_57004** 300 X 300 雨淋式/瀑布式  
**57305\_57004** 嵌入式  
**57403\_57006** 300 X 500 雨淋式  
**57401\_57006** 嵌入式  
**57411\_57010** 300 X 500 多功能  
**57409\_57010** 嵌入式  
**57503\_57012** 500 X 500 雨淋式  
**57501\_57012** 嵌入式  
**57511\_57016** 500 X 500 多功能喷雾式  
**57509\_57016** 嵌入式

**28. 57803\_57018**  
雨淋式, 直径350 MM  
**57809\_57873** 多功能  
**57903\_57973** 雨淋式, 直径500 MM  
**57909\_57975** 多功能, 直径500 MM  
**57801\_57871** 350 X 350 雨淋式  
**57807\_57875** 多功能  
**57805\_57006** 300 X 500 雨淋式  
**57811\_57010** 多功能  
**57901\_57012** 500 X 500 雨淋式  
**57907\_57016** 多功能

**29. 57827\_57876**  
彩色多功能  
**57831\_57882** 彩色多功能  
**57927\_57977** 彩色多功能  
**57829\_57878** 直径350, 多功能  
**57929\_57980** 直径500, 多功能

**30. 57261**  
WALL-MOUNTED ADJUSTABLE AND  
ANTI-LIMESTONE SHOWERHEAD.  
MULTI-SPRAY FUNCTION /  
壁挂式旋转花洒头, 防水垢, 多重喷  
洒功能  
**57263** RAIN / 雨淋  
**57265** MIST / 雾化  
**57267** WATERFALL / 瀑布式  
**57269** RAINFALL/SPRAY/MASSAGE  
雨淋/喷洒/按摩

**31. 20293**  
WATERFALL SPOUT / 瀑布口

**32. 65295**  
WATERFALL SPOUT / 瀑布口





33

**33. 58525**  
WHITE STANDING SOAP HOLDER /  
白色台面皂碟  
58526 BLACK / 黑色



34

**34. 58531**  
FREE STANDING TUMBLER WHITE /  
白色台面杯架  
58532 BLACK / 黑色

**35. 63601**  
WALL-MOUNTED WHITE SOAP  
HOLDER / 白色壁挂式皂碟  
63602 BLACK / 黑色



35

**41. 45590**  
WHITE WASTE-PAPER BASKET /  
白色废纸篓

**42. 63655**  
WALL-MOUNTED PAPER ROLL  
HOLDER / 墙面纸卷架

**43. 63621**  
WALL-MOUNTED ROBE HOOK /  
壁挂式衣架



36



37



38



41

**38. 63613**  
WALL-MOUNTED WHITE DISPENSER /  
白色壁挂式按压瓶  
63614 BLACK / 黑色

**39. 63743**  
WHITE STANDING BRUSH HOLDER /  
白色落地马桶刷架  
63744 BLACK / 黑色

**40. 63619**  
WALL-MOUNTED WHITE TOILET  
BRUSH HOLDER / 白色壁挂式马桶刷架  
63620 BLACK / 黑色



40

**44. 63709**  
WALL RING TOWEL HOLDER / 壁挂式  
环形毛巾架

**45. 58424**  
SAFETY GRIP-HANDLE FOR BATHTUB  
AND SHOWER ENCLOSURE / 浴缸/淋  
浴用支撑把手

**46. 63697** 30 CM  
**63700** 45 CM  
**63703** 60 CM  
TOWEL RAIL / 毛巾架

**47. 63724** 30 CM  
TOWEL RAIL FOR GLASS FIXING / 玻璃  
用把手和毛巾架  
**63726** 45 CM  
**63728** 60 CM



42



45



43



46



44



47



**51. 45925**  
FREESTANDING BATHTUB,  
CRISTALPLANT® (MATT WHITE) /  
CRISTALPLANT®独立式浴缸(亚光白)

**52. 39118**  
518 白色欧洲陶瓷  
531 哑光 白色陶瓷  
532 哑光 黑色陶瓷  
WALL HUNG WC, INTEGRATED  
SIPHON. SOFT-CLOSING HARDWARE  
INCLUDED IN CHROME, MORE  
FINISHES ON REQUEST / 壁挂式马桶,  
虹吸集成。铬合金缓闭铰链, 饰面可根据  
客户要求制作

**53. 39113**  
518 白色欧洲陶瓷  
531 哑光 白色陶瓷  
532 哑光 黑色陶瓷  
WALL HUNG WC, INTEGRATED  
SIPHON. SOFT-CLOSING HARDWARE  
INCLUDED IN CHROME, MORE  
FINISHES ON REQUEST / 壁挂式马桶,  
虹吸集成。铬合金缓闭铰链, 饰面可根据  
客户要求制作  
**39114** HARDWARE AND LATERAL  
HOLES PLUGS NOT INCLUDED / 不含  
铰链和坐垫



51

**54. 39115**  
518 白色欧洲陶瓷  
531 哑光 白色陶瓷  
532 哑光 黑色陶瓷  
WALL HUNG BIDET. OVERFLOW  
CAP INCLUDED IN CHROME, MORE  
FINISHES ON REQUEST /  
壁挂式坐便器。包含溢流盖, 镀铬材质,  
饰面可根据要求进行处理



52



53



55



56



57

**55. 45905**  
COUNTER WASHBASIN IN  
CRISTALPLANT® (MATT WHITE) /  
CRISTALPLANT®台面式洗脸盆(亚光白)

**56. 45903**  
COUNTER WASHBASIN IN  
CRISTALPLANT® (MATT WHITE) /  
CRISTALPLANT®台面式洗脸盆(亚光白)

**57. 54601**  
COUNTER WASHBASIN IN STAINLESS  
STEEL, WITHOUT OVERFLOW WASTE /  
不锈钢台面洗脸盆, 无溢出排水管



48

**55. 54611**  
**54613**  
**54617**  
**54619**  
**54621**  
COVER PLATE / 饰面板

**56. 45911**  
FREESTANDING WASHBASIN IN  
CRISTALPLANT® (MATT WHITE).  
FLOOR DRAINAGE / CRISTALPLANT®落  
地式台盆(亚光白)。地面排水  
45915



49



50



51



52

**57. 45907**  
FREESTANDING WASHBASIN IN  
CRISTALPLANT® (MATT WHITE). WALL  
DRAINAGE / CRISTALPLANT®落地式台盆  
(亚光白)。壁式排水

The elegant objects, furnishings and designs with which we surround ourselves say something about us, and embody the essential need for beauty and style that we express throughout our daily lives. Gessi has embraced this aspiration by creating Eleganza, a refined total look collection for the bathroom inspired by the pursuit of shaping the intangible concept of elegance, by realizing it in furnishings that clearly express all of its distinctive features. The Collection embodies the idea that elegance should shape a unique, enduring and tangible habitat that can be privately enjoyed on a daily basis.

我们所喜爱的物品、家具和优雅的设计都在诉说着我们的心声，表达着日常生活中对美和风格的基本需求。- Gessi希望通过打造Eleganza来实现这个志向，凭借考究的全套卫浴系列来将抽象的优雅概念具象化，用家具囊括其一切显著特征。该系列融入了一大理念，即优雅应该在私人空间内营造一个有形、独特、持久的栖息地，用于每日起居。

# ELEGANZA



# ELEGANZA

## Finishes List / 饰面列表

- #031 Chrome / 铬色
- #149 Finox / 拉丝镍
- #187 Aged Bronze / 古铜
- #713 Antique Brass / 古典铜
- #080 Gold / 24K亮金
- #087 Gold Brushed / 拉丝24K金
- #706 Black Metal / PVD亮光黑
- #030 Copper / PVD铜
- #735 Warm Bronze / 青铜
- #726 Warm Bronze Brushed / PVD拉丝香槟铜
- #710 Brass / 淡金
- #727 Brass Brushed / PVD拉丝黄铜

More on request  
如需更多信息, 欢迎垂询



- 1. 46001**  
BASIN MIXER WITH WASTE / 单把手洗脸盆龙头, 带下水  
46002 WITHOUT WASTE / 无下水
- 2. 46003**  
HIGH VERSION BASIN MIXER, WITH WASTE / 单把手高盆龙头, 带下水  
46004 WITHOUT WASTE / 无下水
- 3. 46011**  
THREE-HOLE BASIN MIXER WITH SPOUT, WITHOUT WASTE / 三孔洗脸盆龙头装置, 带出水口, 无下水  
46012 WITH WASTE / 带下水
- 4. 44697\_46088**  
BUILT-IN MIXER WITH SPOUT, WITHOUT WASTE / 隐蔽式单把手龙头, 带出水口, 无下水
- 5. 45089\_46090**  
BUILT-IN THREE-HOLE BASIN MIXER WITH SPOUT, WITHOUT WASTE / 三孔嵌入式洗脸盆龙头装置, 带出水口, 无下水
- 6. 46112\_46106**  
BUILT-IN MIXER, ONE-WAY / 内置单把手龙头, 单出口



- 10. 46037**  
FOUR-HOLE BATH MIXER WITH TUB-FILLER SPOUT AND DIVERTER, 1/2 FITTING AND 1,50 M FLEXIBLE HOSE / 四孔浴缸龙头, 带出水口, 带分流器和1,50米柔性软管
- 11. 44673\_46079** TWO-WAY 44655\_46061 ONE-WAY  
BUILT-IN SHOWER MIXER / 暗装式单把手淋浴龙头
- 12. 09269\_20182** ONE-WAY 09269\_20184 TWO-WAY 09269\_20190 THREE-WAY  
THERMOSTATIC MIXER / 恒温龙头

- 7. 46100**  
WALL-MOUNTED SPOUT  
壁式出水口
- 8. 46007**  
BIDET MIXER / 单把手坐浴盆龙头
- 9. 46189\_46131**  
FREESTANDING BATH MIXER / 外置浴缸支架

- 13. 46148**  
WALL-MOUNTED SHOWERHEAD / 壁挂式花洒头
- 14. 46152**  
CEILING-MOUNTED SHOWERHEAD / 吸顶式花洒头  
46150 MIN 115 MAX 1865 MM




- 15. 46123**  
SHOWER SET / 淋浴装置
- 16. 46154**  
ANTI-LIMESTONE HANDSHOWER / 防垢花洒
- 17. 46147**  
SLIDING RAIL / 滑轨

- 18. 32975**  
LATERAL BODY JET / 侧面花洒头
- 19. 32987\_32984**  
BUILT-IN ADJUSTABLE LATERAL BODY JET / 内置旋转式侧花洒

- 20. 32973**  
LATERAL BODY JET / 侧面花洒头
- 21. 32979**  
WALL-MOUNTED ATOMIZER JET / 侧面花洒头, 带喷雾功能

- 22. 63001\_65232**  
THERMOSTATIC MIXER FOR TWO FUNCTIONS, WITH PUSH-BUTTON ON/OFF CONTROL / 双功能单把手龙头, 带开关按钮
- 63001\_65234** THREE FUNCTIONS / 三种功能

- 23. 63055\_65242**  
SINGLE-LEVER MIXER FOR TWO FUNCTIONS, WITH PUSH-BUTTON ON/OFF CONTROL / 双功能单把手龙头, 带开关按钮
- 63055\_65244** THREE FUNCTIONS / 三种功能



- 24. 63011\_65222**  
THERMOSTATIC MIXER FOR TWO SIMULTANEOUS FUNCTIONS, WITH PUSH-BUTTON ON/OFF CONTROLS / 恒温龙头, 同时具备两种功能, 带开关按钮
- 63013\_65224** THREE FUNCTIONS / 三种功能
- 63015\_65226** FOUR FUNCTIONS / 四种功能

- 25. 63021\_65252**  
THERMOSTATIC SHELF MIXER FOR TWO SIMULTANEOUS FUNCTIONS, WITH PUSH-BUTTON ON/OFF CONTROLS / 壁挂式恒温龙头, 同时具备两种功能, 带开关按钮
- 63023\_65254** THREE FUNCTIONS / 三种功能
- 63025\_65256** FOUR FUNCTIONS / 四种功能



- 26. 63099**  
MAGNETIC SHOWER SET

- 27. 63199**  
MAGNETIC SHOWER SET WITH 1,50 M DARKFLEX HOSE / 带磁力支架和DARKFLEX柔性软管的淋浴套装, 长1,50米

- 28. 57303\_57002**  
雨淋 300X300 MM  
57307\_57004 雨淋/瀑布式  
57301\_57002 雨淋 300X300 MM  
57305\_57004 雨淋/瀑布式  
57403\_57006 雨淋 300X500 MM  
57411\_57010 雨淋/瀑布式雾化  
57401\_57006 雨淋 300X500 MM  
57409\_57010 雨淋/瀑布式雾化  
57503\_57012 雨淋 500X500 MM  
57511\_57016 雨淋/瀑布式雾化  
57501\_57012 雨淋 500X500 MM  
57509\_57016 雨淋/瀑布式雾化

- 29. 57801\_57871**  
雨淋式, 350X350 MM  
57807\_57875 多功能  
57805\_57006 雨淋式, 300X500 MM  
57811\_57010 多功能  
57911\_57012 雨淋式, 500X500 MM  
57907\_57016 多功能



- 30. 57827\_57876**  
彩色多功能  
57831\_57882 彩色多功能  
57927\_57977 彩色多功能

- 31. 57261**  
WALL-MOUNTED ADJUSTABLE AND ANTI-LIMESTONE SHOWERHEAD. MULTI-SPRAY FUNCTION / 壁挂式旋转花洒头, 防水垢, 多重喷雾功能
- 57263 RAIN / 雨淋
- 57265 MIST / 雾化
- 57267 WATERFALL / 瀑布式
- 57269 RAINFALL/SPRAY/MASSAGE 雨淋/喷雾/按摩

- 32. 20293**  
WATERFALL SPOUT / 瀑布口

- 33. 20295**  
WATERFALL SPOUT / 瀑布口



34



35



36



37



38

**34. 20802** 黑色入墙式  
20801 白色入墙式  
20825 白色支架  
20826 黑色支架  
SOAP HOLDER / 皂碟

**35. 20814** 黑色入墙式  
20813 白色入墙式  
20837 白色支架  
20838 黑色支架  
SOAP DISPENSER HOLDER /  
分配器架, 带杆子

**36. 20808** 黑色入墙式  
20807 白色入墙式  
20831 白色支架  
20832 黑色支架  
TUMBLER HOLDER / 杯架



39

**37. 20849**  
WALL-MOUNTED PAPER ROLL  
HOLDER WITH COVER /  
带盖的墙面卷纸架

**38. 20855**  
WALL-MOUNTED PAPER ROLL  
HOLDER / 墙面纸卷架

**39. 20939**  
FREESTANDING TOWEL RAIL /  
毛巾架

**40. 20868** BLACK WALL-MOUNTED  
**20867** WHITE WALL-MOUNTED  
**20933** WHITE STANDING  
**20934** BLACK STANDING  
SET WITH PAPER ROLL HOLDER AND  
WHITE BRUSH HOLDER / 厕纸架和马桶  
刷架白色套装



46



41



42



43



44



45

**41. 20861**  
BATH OR SHOWER SHELF /  
浴缸或淋浴的架子

**42. 20900** 45 CM  
20897 30 CM  
20903 60 CM  
20915 DOUBLE / 两个  
TOWEL RAIL / 毛巾架

**43. 20947** 30 CM  
20949 60 CM  
20950 60 CM  
20945 60 CM VEREX  
SHELF / 搁板

**44. 20893** 45 CM  
GRAB-BAR / 把手

**45. 20961** 30 CM  
20963 45 CM  
20965 60 CM  
TOWEL RAIL FOR GLASS FIXING / 玻璃  
用把手和毛巾架

**46. 20804**  
WALL-MOUNTED HOLDER / 壁挂式  
置物架



47



48



49



50



51

**47. 20820** 黑色入墙式  
20819 白色入墙式  
20843 白色支架  
20844 黑色支架  
BRUSH HOLDER / 马桶刷架

**48. 20909**  
TOWEL RING / 环形毛巾架

**49. 20990** 白色  
20991 黑色  
WASTE-PAPER BASKET / 废纸篓

**50. 20988**  
ADJUSTABLE STANDING MIRROR /  
可调节镜面的支撑镜

**51. 20921**  
WALL-MOUNTED ROBE HOOK /  
壁挂式衣架



52



53



54

**55. 54611**  
54613  
54617  
54619  
54621  
COVER PLATE / 饰面板

**56. 46805**  
COUNTER WASHBASIN IN WHITE  
EUROPEAN CERAMIC /  
白色欧式陶瓷台面式洗脸盆



55



**52. 46715**  
FREESTANDING BATHTUB,  
CRISTALPLANT® (MATT WHITE) /  
CRISTALPLANT®独立式浴缸 (亚光白)

**53. 46753**  
WALL HUNG WC, INTEGRATED  
SIPHON, SOFT-CLOSING HARDWARE  
INCLUDED IN CHROME, MORE  
FINISHES ON REQUEST / 壁挂式马桶,  
虹吸集成, 铬合金缓闭铰链, 饰面可根据  
客户要求制作

**46754** HARDWARE AND LATERAL  
HOLES PLUGS NOT INCLUDED /  
不含铰链和坐垫

**54. 46755**  
WALL HUNG BIDET, OVERFLOW  
CAP INCLUDED IN CHROME, MORE  
FINISHES ON REQUEST /  
壁挂式坐便器, 包含溢流盖, 镀铬材质, 饰  
面可根据要求进行处理



# EQUILIBRIO<sup>®</sup>

THE ENERGETIC ARCHETYPE

### FIND YOUR OWN BALANCE

It is said that some objects "call us". In other words, they exert over us a special attraction, as the result of the energy resonance we have with them. Wood, stone, metals, all the elements that balance the composition can be freely chosen and combined, so that everyone can find his own personal balance.



### 寻找你的平衡

据人们说,有些物品之所以“呼唤我们”,对我们有着特殊吸引力,是因为可以和我们产生能量共鸣。木材、石材、金属乃至一切构成均衡的元素都可以自由选择和组合,这样所有人都可以找到自己的平衡点。



EQUILIBRIO  
DESIGN\_GIUSEPPE MAURIZIO SCUTELLÀ  
GESSI PATENT

## Finishes List / 饰面列表

### 52001

- #031 Chrome / 铬色
- #149 Finox / 拉丝镍
- #720 Nickel PVD / 镍
- #706 Black Metal / PVD亮光黑
- #030 Copper / PVD铜
- #735 Warm Bronze / 青铜
- #726 Warm Bronze Brushed / PVD拉丝香槟铜
- #710 Brass / 淡金
- #727 Brass Brushed / PVD拉丝黄铜
- #723 Materic Copper PVD / 雕纹PVD铜
- #722 Materic Black Metal PVD / 雕纹黑色金属PVD
- #246 Gold / PVD金
- #716 Brushed Gold PVD / PVD拉丝金
- #079 White CN / 爵士白
- #099 Black XL / 黑色XL

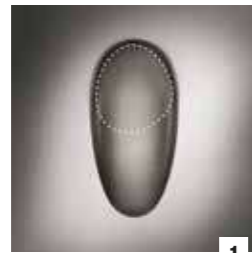
### 52002

- #031 Chrome / 铬色
- #149 Finox / 拉丝镍
- #720 Nickel PVD / 镍
- #706 Black Metal / PVD亮光黑
- #722 Materic Black Metal PVD / 雕纹黑色金属PVD
- #735 Warm Bronze / 青铜
- #726 Warm Bronze Brushed / PVD拉丝香槟铜
- #710 Brass / 淡金
- #727 Brass Brushed / PVD拉丝黄铜
- #030 Copper / PVD铜
- #723 Materic Copper PVD / 雕纹PVD铜
- #246 Gold / PVD金
- #716 Brushed Gold PVD / PVD拉丝金
- #079 White CN / 爵士白
- #099 Black XL / 黑色XL
- #541 Calacatta White/ 鱼肚白
- #542 Marquina Black/ 黑白根
- #543 Forest Gold/ 森林金
- #544 River Stone/ 河石
- #695 Rosewood/ 紫檀红
- #696 Wengé/ 鸡翅色
- #697 Teak Matt/ 亚桃花心木色
- #698 Ash Matt/ 亚白蜡木色


More on request  
如需更多信息, 欢迎垂询



3



1



4



2

- 1. 52001  
BASIN MIXER/  
单把手龙头
- 2. 52002  
HANDLE / 把手
- 3. 52015  
SHELF (H=205 MM) FOR BASIN MIXER  
FOR COUNTERTOP INSTALLATION /  
单把手洗脸盆的顶部支撑(H=205毫米)
- 4. 52017  
SHELF FOR BASIN MIXER / 单把手洗脸  
盆壁挂支架



## Metal 金属



5



6



7



8



9



10



11



12



13



14



15



16



17



18



19

## Stone 石头



20



21



22



23

## Wood 木头



24



25



26




27

- 5. #031
- 6. #149
- 7. #079
- 8. #099
- 9. #706
- 10. #722
- 11. #030
- 12. #723
- 13. #246
- 14. #716
- 15. #720
- 16. #735
- 17. #726
- 18. #727
- 19. #710
- 20. #541
- 21. #543
- 22. #544
- 23. #542
- 24. #695
- 25. #696
- 26. #697
- 27. #698



Through Hi-Fi Gessi renovate the stylistic experimentation and technological research aimed at offering a personal and customizable wellness experience in the bathroom. Not only is this the environment where all the trends and suggestions of contemporary interior design are sublimated, but also where fundamental conditions and tools for mental and physical well-being are created.


通过Hi-Fi, Gessi再次对浴室中实现个性化和定制化的健康进行研究和实验, 在这个环境中, 当代室内设计的所有趋势和建议都得到了升华, 同时也创造了心理和生理健康的基本条件和工具。



# HI-FI 流水的设计, 治愈的声音

The essence of memorable high fidelity stereo systems evokes the wellness of music, recovers the pleasure of the tact and, through the experience of water, amplifies the senses to rediscover the harmony of personal time and of the more intimate spaces of living.


令人难忘的高保真立体声系统的精髓, 唤起了音乐的幸福, 找回了触摸的快感, 并通过对水的体验, 放大了感官, 重新发现自己的时间和最私密的生活空间的和谐。





## High fidelity technology for water

水的高保真技术



Gessi has always coupled the advantages of high quality design with technological excellence to emphasize style and wellness in the bathroom. Design is conceived to work on emotion as well as to improve technical performance in using water for wellness. The Hi-Fi range represents the highest attainment in the Gessi aesthetic research for the shower as it aims to elevate it to a haven of well-being.

对于Gessi来说, 高品质设计的优势与卓越的技术始终是相辅相成的, 有利于浴室的时尚和健康; 设计既能激发灵感, 又能提高供水的技术性能。

Hi-Fi系列代表了Gessi在水的美学研究方面的最高境界, 提升了淋浴作为幸福一角的价值。

# High-precision

## 高精度

The flow control knobs are equipped with a precision "tick" rotation system inspired by the adjustment crown knobs of high-end watches. They also evoke the cylindrical handles for the tuning and volume so typical of the sound systems of the analogic control era.

流量控制旋钮配备了“滴答”式精准旋转系统，后者借鉴了高端钟表的调节表头，同样让人想起了用于调节模拟控制立体声音量的圆柱形手柄。



Gessi conceive every aspect of their design to serve the aim of creating wellness in the user: the shape, the positioning of the internal and outer components, the choice of materials, such external details as surface treatments and icons, everything is indeed intended to improve the shower environment and make it more enjoyable.


着眼于健康的设计在各个方面都要考虑到位：不论是形态、内部、外部构件的安放位置，材料的选择，还是表面、处理和符号等外部细节，都是为了改善环境，使之更加值得享受。




# SELECTIONS

## List

**735**  
Warm Bronze  
青铜



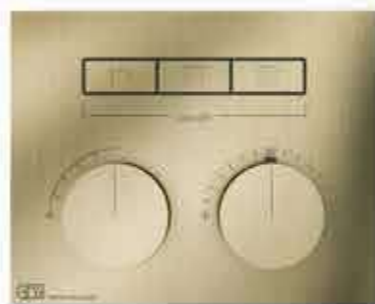
**031** Chrome  
铬色



**706**  
Black Metal  
PVD亮光黑



**727**  
Brass Brushed  
PVD拉丝黄铜



**713**  
Antique Brass  
古典铜



**708**  
Copper Brushed  
PVD拉丝铜



**726**  
Warm Bronze Brushed  
PVD拉丝香槟铜



**149**  
Finox  
拉丝镍



**299**  
Matt Black  
哑光黑



**030**  
Copper  
PVD铜



**707**  
Black Metal Brushed  
PVD拉丝黑



**710**  
Brass  
淡金



**246**  
Gold  
PVD金



**187**  
Aged Bronze  
古铜



HI-FI

**Finishes List / 饰面列表**

- #031 Chrome / 铬色
- #149 Finox / 拉丝镍
- #299 Matt Black / 哑光黑
- #706 Black Metal / PVD亮光黑
- #707 Black Metal Brushed / PVD拉丝黑
- #187 Aged Bronze / 古铜
- #713 Antique Brass / 古典铜
- #735 Warm Bronze / 青铜
- #726 Warm Bronze Brushed / PVD拉丝香槟铜
- #710 Brass / 淡金
- #727 Brass Brushed / PVD拉丝黄铜
- #246 Gold / PVD金
- #030 Copper / PVD铜
- #708 Copper Brushed / PVD拉丝铜
- #720 Nickel PVD / 镍

**More on request**  
如需更多信息, 欢迎垂询

**1. 63001\_63004**  
THERMOSTATIC MIXER FOR TWO FUNCTIONS, WITH PUSH-BUTTON ON/OFF CONTROL / 双功能单把手龙头, 带开关按钮  
**63001\_63002** ONE FUNCTION / 一种功能  
**63001\_63006** THREE FUNCTIONS / 三种功能

**2. 63055\_63079**  
SINGLE-LEVER MIXER FOR TWO FUNCTIONS, WITH PUSH-BUTTON ON/OFF CONTROL / 双功能单把手龙头, 带开关按钮  
**63055\_63061** ONE FUNCTION / 一种功能  
**63055\_63081** THREE FUNCTIONS / 三种功能



**3. 63011\_63012**  
THERMOSTATIC MIXER FOR TWO FUNCTIONS, WITH PUSHBUTTON ON/OFF CONTROLS / 双功能恒温龙头, 带开关按钮  
**63013\_63014** THREE FUNCTIONS / 三种功能  
**63015\_63016** FOUR FUNCTIONS / 四种功能  
**63017\_63018** FIVE FUNCTIONS / 五种功能

**4. 63021\_63022**  
THERMOSTATIC SHELF MIXER FOR TWO FUNCTIONS, WITH PUSH-BUTTON ON/OFF CONTROLS / 架装式恒温龙头, 两种功能, 带开关按钮  
**63023\_63024** THREE FUNCTIONS / 三种功能  
**63025\_63026** FOUR FUNCTIONS / 四种功能  
**63027\_63028** FIVE FUNCTIONS / 五种功能

**5. 63043**  
THERMOSTATIC SHELF MIXER FOR TWO FUNCTIONS, WITH PUSH-BUTTON ON/OFF CONTROLS. WITH SHOWERHEAD AND MAGNETIC HANDSHOWER / 架装式恒温龙头, 两种功能, 带开关按钮。带头顶花洒和磁性手持花洒  
**63041** THREE FUNCTIONS / 三种功能

**6. 63099**  
磁性花洒套装 / MAGNETIC SHOWER SET  
**63199** MAGNETIC SHOWER SET WITH 1,50 M DARKFLEX HOSE / 带磁力支架和DARKFLEX柔性软管的淋浴套装, 长1.50米



The standard keys can be replaced with special etched one having the specific icons of the water outlets required by the customer. Any custom key can be ordered separately. Keys without etching or neutral configured are not available.

标准按钮可以替换为带有特定图标的按钮, 这些图标是用户希望安装在淋浴器上的, 可以单独订购。没有中性配置的按钮, 即没有丝印。



**1. SP02766**  
PUSH-BUTTON PLATE WITH RAINFALL SYMBOL / 雨淋图标按钮板  
**SP02774** 适用于产品63006、63081

**2. SP02770**  
PUSH-BUTTON PLATE WITH BODY JETS SYMBOL / 全身喷水图标按钮板  
**SP02778** 适用于产品63006、63081

**3. SP02767**  
PUSH-BUTTON PLATE WITH WATERFALL SYMBOL / 瀑布图标按钮板  
**SP02775** 适用于产品63006、63081

The purchaser will receive the mixer with a standard keys configuration, as per the most common water functions selection.

每个购买者将收到配置有标准供货范围内按钮的龙头, 对应淋浴区最常见的水功能配置



SINGLE OUTLET MIXER STANDARD SUPPLIED BUTTON / 1出水龙头的标准按钮



2 OUTLET MIXER STANDARD SUPPLIED BUTTONS / 2出水龙头的标准按钮



3 OUTLET MIXER STANDARD SUPPLIED BUTTONS / 3出水龙头的标准按钮



4 OUTLET MIXER STANDARD SUPPLIED BUTTONS / 4出水龙头的标准按钮



5 OUTLET MIXER STANDARD SUPPLIED BUTTONS / 5出水龙头的标准按钮



**4. SP02782**  
PUSH-BUTTON PLATE WITH WALL-MOUNTED WATERFALL SYMBOL / 壁式瀑布图标按钮板  
**SP02784** 适用于产品63006、63081



**5. SP02768**  
PUSH-BUTTON PLATE WITH ATOMIZER SYMBOL / 雾化图标按钮板  
**SP02776** 适用于产品63006、63081



**7. SP02769**  
PUSH-BUTTON PLATE WITH HANDSHOWER SYMBOL / 手持花洒图标按钮板  
**SP02777** 适用于产品63006、63081




**9. SP02771**  
PUSH-BUTTON PLATE WITH BATHTUB SYMBOL / 浴缸图标按钮板  
**SP02779** FOR ITEMS 63006、63081



**10. SP02772**  
PUSH-BUTTON PLATE WITH FOOT SPOUT SYMBOL / 洗脚器图标按钮板  
**SP02780** 适用于产品63006、63081





Gessi has always coupled the advantages of high quality design with technological excellence to emphasize style and wellness in the bathroom. Design is conceived to work on emotion as well as improve technical performance in using water for wellness. The Hi-Fi range represents the highest attainment in the Gessi aesthetic research for the shower as it aims to elevate it to a haven of well-being.

# High fidelity technology for water

## 水的高保真技术

对于Gessi来说, 高品质设计的优势与卓越的技术始终是相辅相成的, 有利于浴室的时尚和健康; 设计既能激发灵感, 又能提高供水的技术性能。

Hi-Fi系列代表了Gessi在水的美学研究方面的最高境界, 提升了淋浴作为幸福一角的价值。



HI-FI



# HI-FI COMFORT

# HI-FI COMFORT

## Finishes List / 饰面列表

- #031 Chrome / 铬色
- #149 Finox / 拉丝镍
- #299 Matt Black / 哑光黑
- #706 Black Metal / PVD亮光黑
- #707 Black Metal Brushed / PVD拉丝黑
- #187 Aged Bronze / 古铜
- #713 Antique Brass / 古典铜
- #735 Warm Bronze / 青铜
- #726 Warm Bronze Brushed / PVD拉丝香槟铜
- #710 Brass / 淡金
- #727 Brass Brushed / PVD拉丝黄铜
- #246 Gold / PVD金
- #030 Copper / PVD铜
- #708 Copper Brushed / PVD拉丝铜
- #720 Nickel PVD / 镍

More on request  
如需更多信息, 欢迎垂询



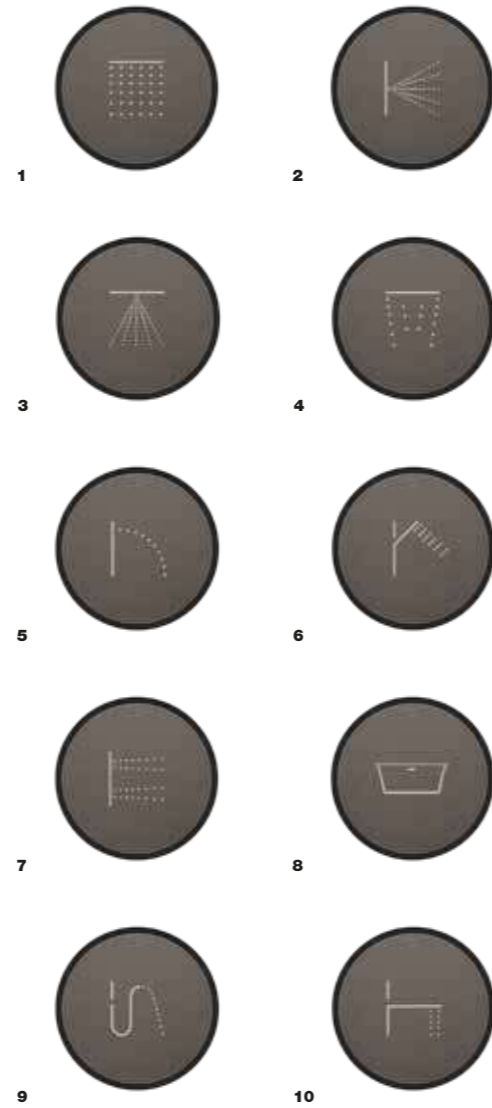
1



2

**1. 38267\_38713**  
THERMOSTATIC MIXER FOR TWO SIMULTANEOUS FUNCTIONS, WITH PUSH-BUTTON ON/OFF CONTROLS / 恒温龙头, 同时具备两种功能, 带开关按钮  
**38266\_38711** ONE FUNCTION / 一种功能  
**38268\_38716** THREE SIMULTANEOUS FUNCTIONS / 同时具备三种功能

**2. 38267\_38718**  
THERMOSTATIC MIXER FOR TWO SIMULTANEOUS FUNCTIONS, WITH PUSH-BUTTON ON/OFF CONTROLS / 恒温龙头, 同时具备两种功能, 带开关按钮  
**38266\_38717** ONE FUNCTION / 一种功能  
**38268\_38719** THREE SIMULTANEOUS FUNCTIONS / 同时具备三种功能



- 1. SP04254**  
PUSH-BUTTON PLATE WITH RAINFALL SYMBOL / 雨淋图标按钮板
- 2. SP04255**  
PUSH-BUTTON PLATE WITH WALL-MOUNTED ATOMIZER SYMBOL / 壁挂式雾化图标按钮板
- 3. SP04256**  
PUSH-BUTTON PLATE WITH ATOMIZER SYMBOL / 雾化图标按钮板
- 4. SP04257**  
PUSH-BUTTON PLATE WITH WATERFALL SYMBOL / 瀑布图标按钮板
- 5. SP04258**  
PUSH-BUTTON PLATE WITH WALL-MOUNTED WATERFALL SYMBOL / 壁式瀑布图标按钮板

- 6. SP04259**  
PUSH-BUTTON PLATE WITH HANDSHOWER SYMBOL / 手持花洒图标按钮板
- 7. SP04260**  
PUSH-BUTTON PLATE WITH BODY JETS SYMBOL / 全身喷水图标按钮板
- 8. SP04261**  
PUSH-BUTTON PLATE WITH BATHTUB SYMBOL / 浴缸图标按钮板
- 9. SP04262**  
PUSH-BUTTON PLATE WITH WATER TUBE KNEIPP SYMBOL / 水管KNEIPP图标按钮板
- 10. SP04263**  
PUSH-BUTTON PLATE WITH FOOT SPOUT SYMBOL / 洗脚器图标按钮板



# THE TIMELESS SOUND OF WELLNESS

## HIFI Eclectic

A timeless harmony for all interior styles.

适合一切室内风格的永恒和谐。

### LINEAR

## TUNE IN TO YOUR PERSONAL

frequency to amplify your wellness experience

The innovative exterior design features contain unexpected technologies inside the product. The characteristics of this creation are the balance, linearity and essentiality of the controls and the immediacy of the gestures for use. To create a pleasant moment of incomparable elation and wellness.

按照你的个人频率调节,从而扩大幸福体验

外部设计的创新特点将令人惊喜的内部技术囊括在产品内。本创造的特点在于命令的均衡、线性、纯粹性以及使用手势的即时性。因而营造出无比轻松、舒适的惬意时刻。



# OMPACT

A harmonious combination  
of notes of style

风格音符的和谐组合



## 选择 您的 声音

By turning the knobs, it will seem like adjusting the volume of the water; by pressing the play button, you will be immersed in its fascinating rhythm, its flow. A simple gesture that rejuvenates through the sound energy of positive vibrations.

调节旋钮时, 就像在调节水量一样; 而在按下播放键后, 你就会沉浸在水的节奏和流动魅力中。只需一个简单手势, 即可产生正振动的声能。



# S

# HELFF

Living your private space to the rhythm of the Sound of Wellness  
在健康之音的节奏里  
享受私人空间



Contemporary bathrooms are turning into an area to rejuvenate the body and mind, an oasis of pleasure amplified by innovative technology and balanced aesthetics, which allows all the senses to experience new forms of wellness.

当代浴室正在变为人们身心重获新生的空间, 变成通过创新技术、均衡外观而增强愉悦感的绿洲, 让所有感官都取得前所未有的幸福体验。



# SINGLE-LEVER

# Finishes *List*

饰面列表



**720**  
Nickel PVD  
镍



**149**  
Finox  
拉丝镍

**299**  
Matt Black  
哑光黑



**031**  
Chrome  
铬色



**030** Copper  
PVD铜

**706**  
Black Metal  
PVD亮光黑



**708** Copper Brushed  
PVD拉丝铜

**726**  
Warm Bronze Brushed  
PVD拉丝香槟铜



**707**  
Black Metal Brushed  
PVD拉丝黑



**727**  
Brass Brushed  
PVD拉丝黄铜

**713**  
Antique Brass  
古典铜




**187**  
Aged Bronze  
古铜



**246**  
Gold  
PVD金

**735**  
Warm Bronze  
青铜



**710**  
Brass  
淡金

## Finishes List / 饰面列表

- #031 Chrome / 铬色
- #149 Finox / 拉丝镍
- #299 Matt Black / 哑光黑
- #706 Black Metal / PVD亮光黑
- #707 Black Metal Brushed / PVD拉丝黑
- #187 Aged Bronze / 古铜
- #713 Antique Brass / 古典铜
- #735 Warm Bronze / 青铜
- #726 Warm Bronze Brushed / PVD拉丝香槟铜
- #710 Brass / 淡金
- #727 Brass Brushed / PVD拉丝黄铜
- #246 Gold / PVD金
- #030 Copper / PVD铜
- #708 Copper Brushed / PVD拉丝铜
- #720 Nickel PVD / 镍
- #845 Dark Bronze / 深铜色

**More on request**  
如需更多信息, 欢迎垂询

**1. 63001\_65232**  
THERMOSTATIC MIXER FOR TWO SIMULTANEOUS FUNCTIONS, WITH PUSH-BUTTON ON/OFF CONTROLS. / 恒温龙头, 同时具备两种功能, 带开关按钮。  
**63001\_65234** THERMOSTATIC MIXER FOR THREE SIMULTANEOUS FUNCTIONS, WITH PUSH-BUTTON ON/OFF CONTROLS. / 恒温龙头, 同时具备三种功能, 带开关按钮

**2. 63055\_65242**  
SINGLE-LEVER MIXER FOR TWO SIMULTANEOUS FUNCTIONS, WITH PUSH-BUTTON ON/OFF CONTROLS.  
单把手龙头, 同时具备两种功能, 带开关按钮  
**63055\_65244** SINGLE-LEVER MIXER FOR THREE SIMULTANEOUS FUNCTIONS, WITH PUSH-BUTTON ON/OFF CONTROLS.  
单把手龙头, 同时具备三种功能, 带开关按钮



**3. 63011\_65222**  
THERMOSTATIC MIXER FOR TWO SIMULTANEOUS FUNCTIONS, WITH PUSH-BUTTON ON/OFF CONTROLS.  
恒温龙头, 同时具备两种功能, 带开关按钮。  
**63013\_65224** THERMOSTATIC MIXER FOR THREE SIMULTANEOUS FUNCTIONS, WITH PUSH-BUTTON ON/OFF CONTROLS.  
恒温龙头, 同时具备三种功能, 带开关按钮  
**63015\_65226** THERMOSTATIC MIXER FOR FOUR SIMULTANEOUS FUNCTIONS, WITH PUSH-BUTTON ON/OFF CONTROLS.  
恒温龙头, 同时具备四种功能, 带开关按钮

**4. 63021\_65252**  
THERMOSTATIC SHELF MIXER FOR TWO SIMULTANEOUS FUNCTIONS, WITH PUSH-BUTTON ON/OFF CONTROLS.  
恒温龙头, 同时具备两种功能, 带开关按钮。  
**63023\_65254** THERMOSTATIC SHELF MIXER FOR THREE SIMULTANEOUS FUNCTIONS, WITH PUSH-BUTTON ON/OFF CONTROLS.  
恒温龙头, 同时具备三种功能, 带开关按钮  
**63025\_65256** THERMOSTATIC SHELF MIXER FOR FOUR SIMULTANEOUS FUNCTIONS, WITH PUSH-BUTTON ON/OFF CONTROLS.  
恒温龙头, 同时具备四种功能, 带开关按钮



**SP03289**  
Push-button plate with  
Rainfall symbol  
雨淋图标按钮板



**SP03295**  
Push-button plate with  
Body Jets symbol  
全身喷水图标按钮板

**SP03292**  
Push-button plate with  
Waterfall symbol  
瀑布图标按钮板



**SP03293**  
Push-button plate with  
wall-mounted Waterfall symbol  
壁式瀑布图标按钮板

**SP03291**  
Push-button plate with  
Atomizer symbol  
雾化图标按钮板



**SP03290**  
Push-button plate with  
wall-mounted Atomizer symbol  
壁挂式雾化图标按钮板

**SP03294**  
Push-button plate with  
Handshower symbol  
手持花洒图标按钮板



**SP03297**  
Push-button plate with  
Water Tube Kneipp symbol  
水管Kneipp图标按钮板

**SP03296**  
Push-button plate with  
Bathtub symbol  
浴缸图标按钮板



**SP03298**  
Push-button plate with  
Foot Spout symbol  
洗脚器图标按钮板



Single outlet  
mixer standard  
supplied button  
1出水龙头的标  
准按钮



2 outlet mixer  
standard supplied  
buttons  
2出水龙头的标  
准按钮



3 outlet mixer  
standard supplied  
buttons  
3出水龙头的标  
准按钮



4 outlet mixer  
standard supplied  
buttons  
4出水龙头的标  
准按钮



Gessi Private Wellness系列：  
水的力量、光线和色彩

**Gessi Private Wellness:  
the power of water,  
light and color**

## SOGNI GESSI

SPECIAL EFFECTS TO  
EXPERIENCE THE ILLUSION OF  
A MOMENT OF ETERNAL  
WELL-BEING

## 体验永恒幸福时刻幻觉的特殊效果

A spectacular game of mirrors creates a temporary spell that allows you to become estranged, to experience a moment of personal well-being that may seem eternal. Beyond architectural barriers, as in the Infinity Room by artist Yayoi Kusama, SOGNI creates the optical illusion of an endless universe. Water, lights and colours stimulate the senses and create an almost transcendental effect. With a play of reflection and refraction of LEDs, glass and mirrors, the SOGNI multifunction shower head offers a perspective deception that multiplies its vertical vision to infinity. The moment of contact with water becomes a dream experience that triggers the imagination. Three jets of water, rain, cascade and refreshing spray, and customisable chromotherapy, allow the creation of ever-changing atmospheres, from the most invigorating to the most relaxing, but also to benefit from the effects useful to rebalance the emotional disharmonies that affect body and soul. By expanding the concept of perception of space, thanks to the effect of mirrored surfaces, PRIVATE WELLNESS takes on a new dimension that projects into a magical universe, where real and unreal merge.

壮观的镜像游戏创造了一个临时魔术，让人可以置身事外，体验看似永恒的个人幸福时刻。除了像艺术家草间弥生的无限空景屋一样的建筑屏障，SOGNI还营造了无限宇宙的光学幻觉。水、光和色彩刺激感官，营造出近乎超然的效果。凭借Led、玻璃和镜子的反射和折射，SOGNI多功能花洒头提供了透视错觉，将纵向视野无限放大。亲水时刻变为梦幻体验，释放了想象力。雨淋、瀑布和清爽雾气三挡喷水方式和自定义色光治疗有助于营造大相径庭的氛围（从最刺激到最放松的氛围皆可），同时让人享受有益的效果，治愈身心遭遇的情感失调。THE PRIVATE WELLNESS凭借镜面效果扩大了空间感知，呈现出一个全新维度，投射到虚实结合的奇幻宇宙中。


## YOUR PERSONAL PORTAL TO A DREAM WORLD


SOGNI is a joyful symbol of sensory infinity that generates an inexhaustible luminous tunnel, which brings you at the centre of your own cosmos. A sort of individual art installation (tailor-made) created by an environment of specular reflection, where the design is combined with a high design component, to increase the sense of depth while maintaining the collection in a minimum size. Available in all finishes, it is an element that camouflages itself in favour of the sensation it offers due to the effect of water, of the light and of thirty-two colours, whose intensity can be adjusted with the remote control. Two LED frames are protected by a high quality front glass, with a reflective surface, which prevents moisture infiltration.



### 面向梦想世界的个人门户

SOGNI是无限快乐的感官符号，它生成了取之不尽的发光通道，从而重新立足于自己宇宙的中央。它有点像镜面反射环境营造的(定制)个人艺术装置，将设计和高设计构件结合，在不占用太多空间的同时增加纵深感。该元件有各类饰面可选，利用可凭借遥控器调节强度的水、光、三十二色效果，起到了愉悦感官的伪装效果。两个Led镜框得到了优质正面玻璃、反射表面的保护，阻碍了湿气渗入。





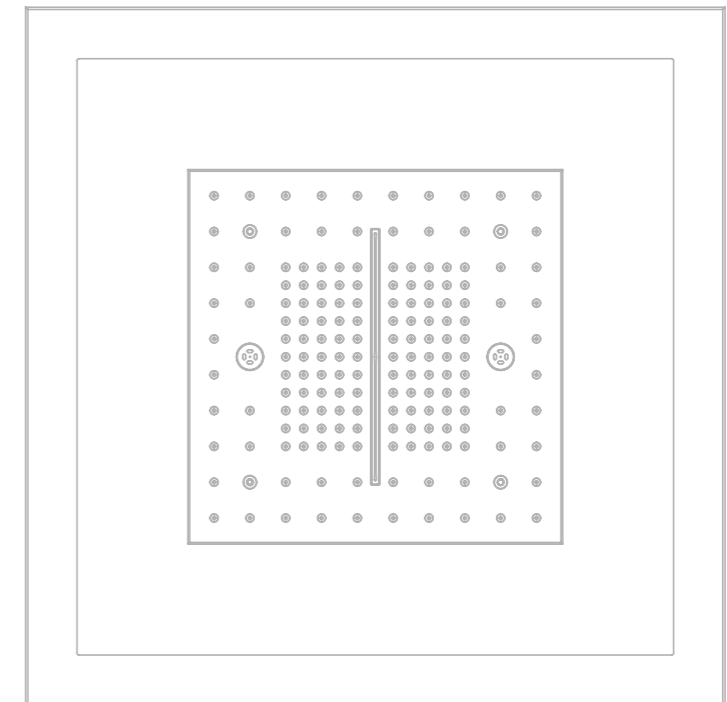
**57961\_57963**

Multifunctional Shower System with Ceiling-Mounted chromotherapy with Rainfall/Waterfall/Mist functions. Electronics and Multi-functional Remote Control with holder included.

To be completed with 12vdc Rir5402 power supply /

采用吊顶式色光疗法, 含雨淋/瀑布/雾化功能的淋浴多功能系统。含支架的密封电子遥控器。

需要配备12v直流Rir5402电源



SISTEMA  
AFILO

# Designing water is designing wellness

## 设计水就是设计幸福

Gessi has gained world recognition as the “designer of water”, through its offer of products that supply water in different fashions and mix it with air and light, making this precious element, the object of a totally enjoyable and customizable pleasure.

Available in versions both built in the ceiling and exposed, the Afilo multifunction system has a very refined appearance. It is characterized by the insertion of a squared, round or rectangular showerhead into an elegant carter. This latter creates a charming slot that runs around the showerhead, from where white or coloured light diffuses. The complex boxed structure makes the head look suspended, like floating in the air.

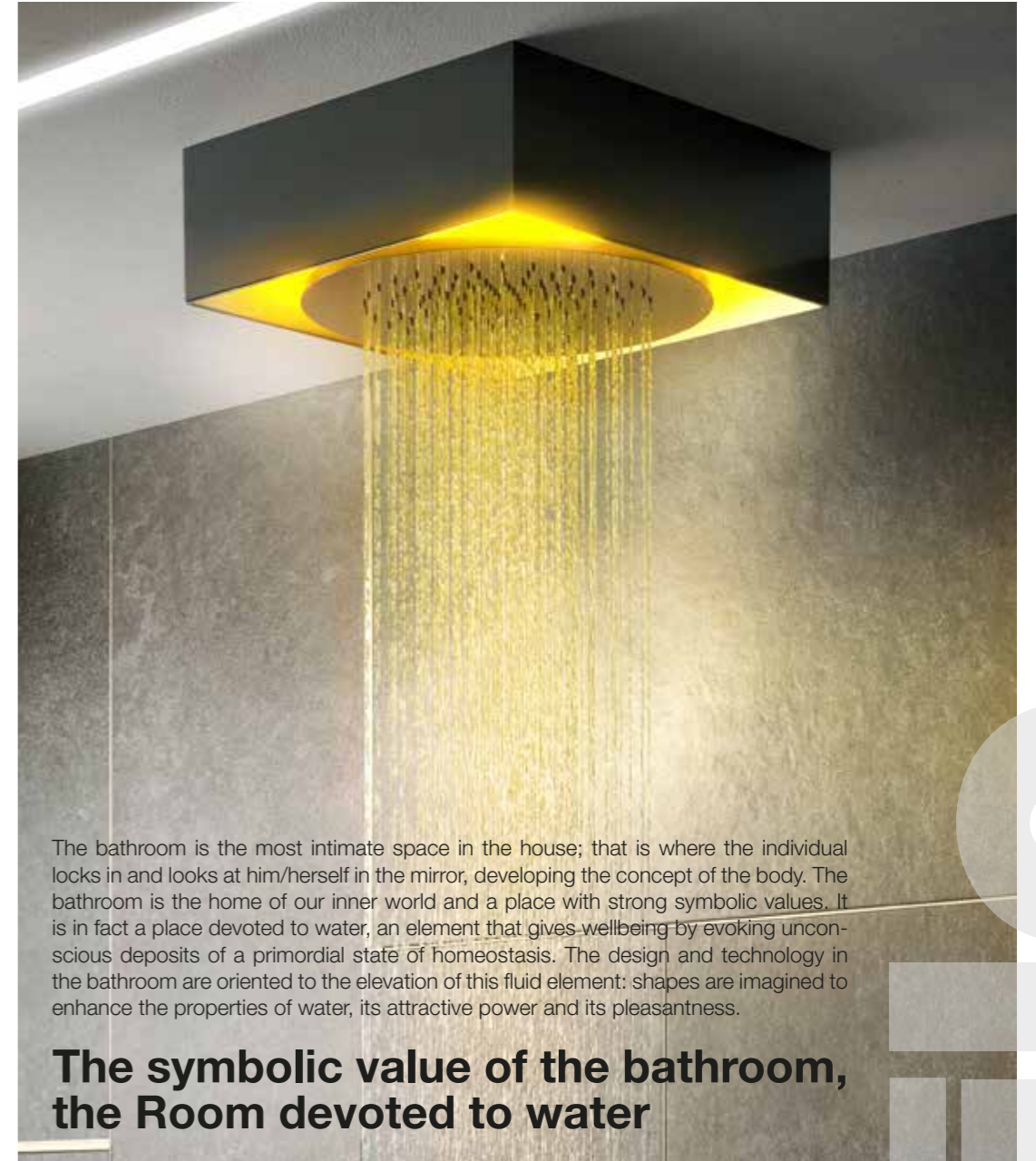
Light emission has been painstakingly studied to maximize well-being in the user: the outer frame in very thin steel and inclined inner walls enhance the diffusion of light in the whole shower space maximizing its emotional power.

Gessi凭借不同类型的供水产品而成为全球广获认可的“水的设计师”，它将产品和空气、光相结合，让这个珍贵部件变成完全值得享受、可以自定义的体验。不论是嵌入版本还是外置版本，Afilo多功能系统都具备精致外观，其钢质花洒头可以是正方形、圆形或矩形规格，可以插入到宛如迷人外框的优雅罩壳内；白色或彩色光芒就是从这个孔眼内射出。复杂的装盒结构使得花洒头仿佛悬浮在空中。

发光方式极为考究，让用户舒适感最大化：外置盒子采用了极为纤薄的钢材制成，其内壁倾斜，从而将内部光源的色彩效果完美扩散到整个淋浴空间，最大限度地激发情感。

A NEUTRAL **WHITE** LIGHT IS SOOTHING. EVOKING PURITY AND CLEANLINESS, THIS COLOUR HELPS A NEW START, POSITIVITY AND CLEANSING OF THE MIND, BODY, SPIRIT, AND ENERGIES.

中性**白光**具有舒缓作用。这种色彩让人想起了纯洁，意味着全新的开始，对大脑、身体、精神和能量更新起到了积极、净化的作用。



The bathroom is the most intimate space in the house; that is where the individual locks in and looks at him/herself in the mirror, developing the concept of the body. The bathroom is the home of our inner world and a place with strong symbolic values. It is in fact a place devoted to water, an element that gives wellbeing by evoking unconscious deposits of a primordial state of homeostasis. The design and technology in the bathroom are oriented to the elevation of this fluid element: shapes are imagined to enhance the properties of water, its attractive power and its pleasantness.

## The symbolic value of the bathroom, the Room devoted to water

### 卫浴的象征意义, 水的场所

卫浴空间是家中最私密的部分，人们在此闭门并看向镜面，身体在此焕发新生；它就是我们内心世界的家。因此浴室具有强烈的象征意义，因为它是健康之源——水的场所，重新唤起体内平衡原始状态的无意识沉积物。对于浴室而言，设计和技术旨在升华这种液体元素：形态是依据水、其吸引力和愉悦感来想象的。

# MINIMALI

## The essential high-tech beauty of a pure form

纯粹形态的本质高科技之美

Gessi's technological and stylistic research proposes a substantial aesthetic and technological upgrade of the shower along with a large range of innovative, amazing products.

Matter, form and function sublimate themselves in the Gessi Private Wellness® Program, a concept in which the archetypal signs of Gessi design, the circle, the square, the rectangle, generate objects with an elegant and empathic presence.

MinimalI are a family of shower heads that offer advanced wellness functions in refined essential designs. They set themselves like jewels with functional use, in the environments dedicated to the wellbeing provided by water.

Gessi凭借技术、风格研究,实际上增强了经典淋浴环境的美学、科技价值,推出了大量激动人心的产品。

在Gessi Private Wellness®计划中,材料、形态和功能相互交织,彼此升华,这条产品线不乏Gessi设计的原型符号,圆形、正方形、矩形造就了外观优雅、共情的产品。

极简元素构成了一系列健康功能先进、设计精致的花洒头,后者宛如实用的珠宝,嵌入专门的水疗环境内。

### 'Acqua feeling'

The double density in the distribution of the nozzles on the showerheads surfaces, a central waterfall slit, atomizers positioned in ergonomic positions ensure a most intense perception of water during a shower and real wellness feeling.

花洒头表面喷嘴分布的双重密度、中央的瀑布口、处于人机工学位置的雾化喷头确保水可以在淋浴期间被强烈感知,实现实际的幸福感受。



## RELAXATION INTIMACY REBALANCING

放松  
私密调理

水、光和颜色的健康, 设计的情感

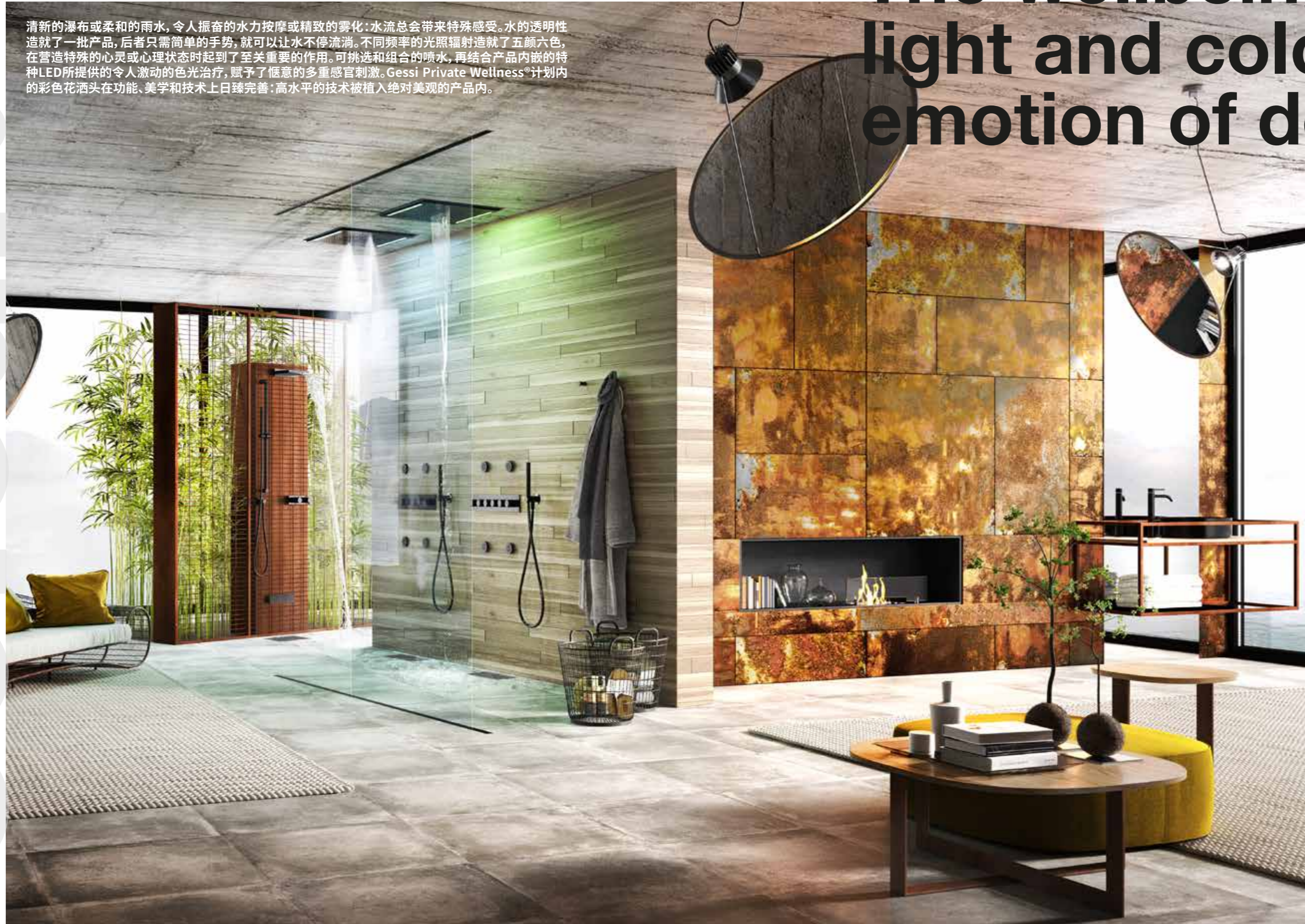

清新的瀑布或柔和的雨水, 令人振奋的水力按摩或精致的雾化: 水流总会带来特殊感受。水的透明性造就了一批产品, 后者只需简单的手势, 就可以让水不停流淌。不同频率的光照辐射造就了五颜六色, 在营造特殊的心灵或心理状态时起到了至关重要的作用。可挑选和组合的喷水, 再结合产品内嵌的特种LED所提供的令人激动的色光治疗, 赋予了惬意的多重感官刺激。Gessi Private Wellness®计划内的彩色花洒头在功能、美学和技术上日臻完善: 高水平的技术被植入绝对美观的产品内。

# The wellbeing of water, light and colour, the emotion of design

Refreshing waterfalls or soft rains, invigorating hydro massage or delicate atomization: springing water always suggests something special. The transparent charm of water elevates the design of those objects that release, through simple gestures, the strength of its timeless flow.

Lighting radiations of different frequencies – the colours – play an important role in the creation of particular moods or mental states. Selectable and adjustable water jets, together with the exciting chromo therapy provided by special LEDs incorporated in the products, provide a pleasant multisensory stimulation. The Colour showerheads of the Gessi Private Wellness® Program combine functional, aesthetic and technical perfection: technology of the highest level incorporated into objects of absolute beauty.

## COLOUR



COLOUR



# Spotwater.

## An innovative and sophisticated idea of wellness



The Gessi Spotwater Line is the perfect synthesis of advanced technology, artisanal touch and high design. The tubular design with adjustable angle, Spotwater borrowed from lighting technology and its four different jets of water completely reinterpret the look and functionality of the shower. Together with a rich and captivating range of surface patterns and finishes - from the shimmering glow of pure metal, to soft and warm tones, to more or less accentuated surface textures, this wellness system opens the way to unprecedented stylistic interpretations and possibilities of personalization of the shower space. These innovative showerheads gratify those who love essentiality, but also want to give their bathroom a refined, high-tech yet warm and decorative touch.

### 创新且考究的幸福创意

Gessi Spotwater完美地概括了先进技术、手工艺触感和高端设计。凭借借鉴了照明技术的可定向管状设计以及四种不同喷水模式，Spotwater健康系统彻底重新诠释了淋浴的外观和功能性。Gessi Spotwater拥有大量讨喜的表面质感、图样和饰面可供选择，既有光芒四射的纯金属，也有透软色调，还有多少亮眼的表面质感，借此对风格进行了不同诠释，实现了淋浴空间的自定义。这些创新花洒头经过了构思，适用于渴望高科技、温馨、奢华浴室的人士。

In the diversity of nature's watery grace, waterfalls with their graceful patterns and awesome geometric shape present a reassuring sense of order and healthfulness. Their intrinsic aesthetic qualities improve the mood and especially relaxation comes from water producing motion, sound and fresh ionized air in its free fall. Besides these emotional features, waterfalls produce a beneficial deep tissue massage on the shoulders and neck or ankles. The eye gracing Cascata Collection of the Private Wellness Program®, bring the sensations of these incredible natural wonders within the private bathroom for a daily enjoyment, and they even enhance the awe of waterfalls with stunning, very diverse designs, and, in some models, with embedded shining lights.


### 以最自然的方式享受用水

在大自然水的各类优雅形态中，瀑布以其震撼的尖细几何状，传递出沉稳的秩序、健康感。其内在美学品质改善脾气，而水在自由落体时产生的运动、声音、清新电离空气则产生了特殊的平和感。除了这些情感特征，瀑布还可以对肩部、颈部、脚踝产生深层按摩效果。Private Wellness Program®迷人的Cascata系列将这些大自然奇观的感受带到了每日享用的私人浴室，甚至通过诸多令人惊喜的设计增强了瀑布效果，某些款型还配备了内置亮光。

# CASCATA

CELEBRATING THE  
PLEASURE OF WATER,  
IN THE MOST  
NATURAL WAY





# The beauty of water in its subtlest form

水之美尽在最纤薄的形态中

Sleek and slim as a blade, measuring only 3 mm (about a tenth of an inch thin), Tremillimetri showerheads and shower column offer a distinctive low-key profile. In fact, water seems to form magically on the surface of the showerhead, as if it formed in thin air. The slender wall-mounted showerheads of the Collection are available in rounded or square profile versions and come with cascade waterfall and regular shower modes. A version is also available with a LED white light. The shower columns comprise all imaginable functions, including light and atomization - in their award winning, minimalistic design. Ideal for contemporary environments, these skinny showerheads feature a special super polished stainless steel mirror finish, offering the user the experience of infinite reflections of water.



Tremillimetri淋浴龙头优雅，尖如刀片，厚度仅为三毫米，营造出未来主义氛围：水在花洒头表面奇妙形成，仿佛凭空而来。该系列壁挂式纤薄花洒头有圆形或方形轮廓版本可用，配备了瀑布式或雨淋式龙头，还可以配备白色LED灯。形态极简的立柱包含了一切可以想象的功能（包括照明和雾化），赢得了诸多设计大奖。这些精简的淋浴系统适用于当代风格环境，配备了特种的镜面抛光不锈钢饰面，营造出无尽的水倒影效果。



Tremillimetri

# PRIVATE WELLNESS® OUTDOOR PRIVATE WELLNESS® OUTDOOR L

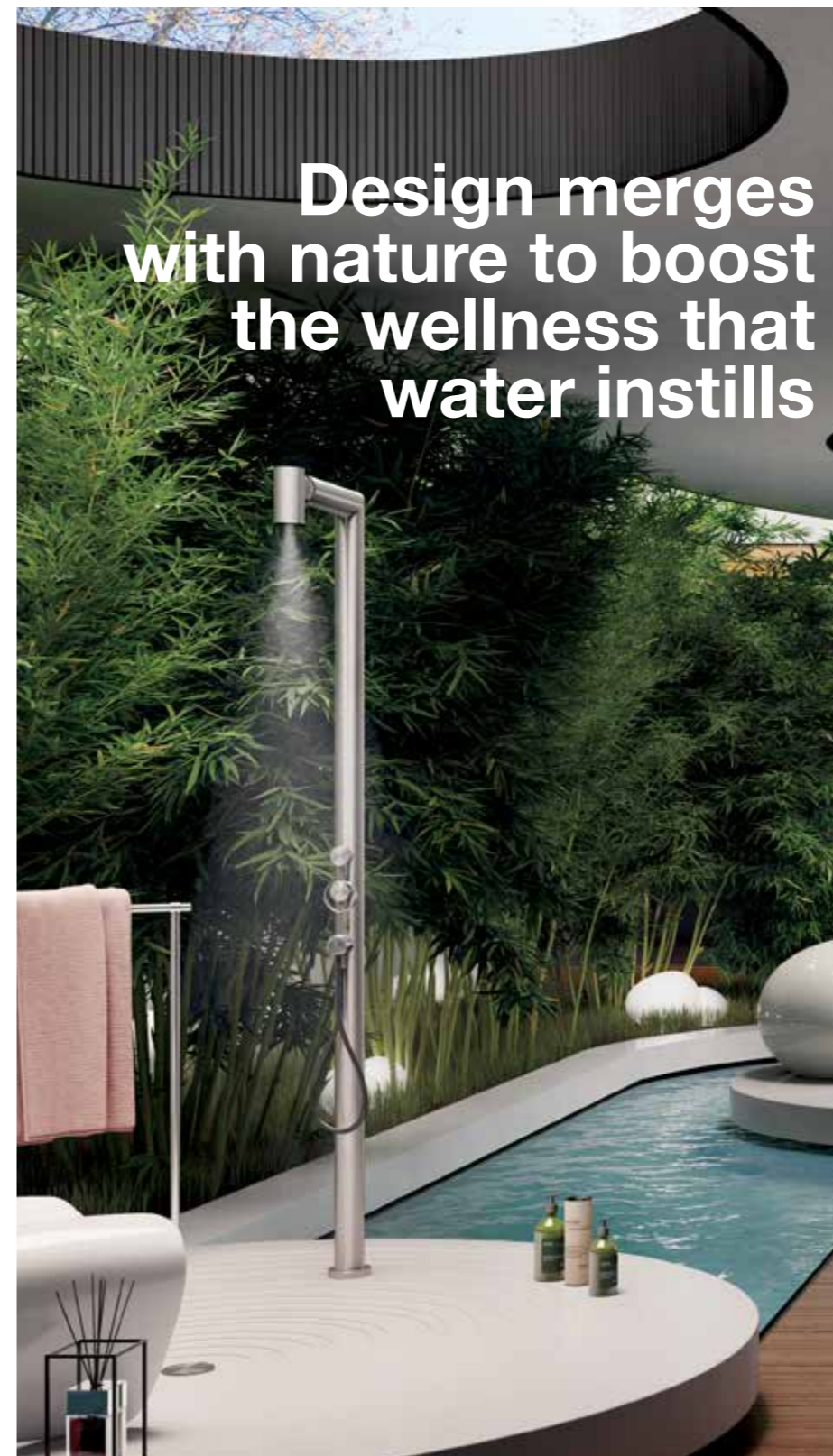
The freestanding shower column of Gessi Outdoor Wellness System has been designed – both in shape and in components - properly for outdoor space. They offer combinations of innovative materials, finishings and patterns, with the aim to recreate the stylistic and functional pleasure of the Gessi Private Wellness Program in the open air, both in a private and domestic wellness sanctuary and resort environments.

Its characteristic and discrete iconic shapes, based on geometrical features, make the Gessi Outdoor Wellness a suitable system for every type and style of environment.

Gessi户外健康系统的自支撑淋浴柱是专门为户外空间设计的,无论在外观还是部件方面都是如此。它们提供了绝对创新的材料、表面处理和工艺组合,目的是在户外、私人和家庭的健康圣地或度假环境中重现Gessi私人健康计划的风格和功能上的愉悦。标志性的形状,同时基于几何风格元素的独特和谨慎,使Gessi户外健康设计绝对具有横向性,适用于任何类型和风格的环境。

212 OUTDOOR

## Design merges with nature to boost the wellness that water instills



# G01

设计融入大自然,提升了水的保健性

With an elegant, modern and discreet look, the Outdoor G01 shower makes the open air lifestyle contemporary. Made of stainless steel, with its slender tubular shape, G01 of the Outdoor Wellness Program stands out from the context, eking the landscape, giving a design atmosphere.

With many customizable details and coordinated elements, with Outdoor Wellness Gessi creates a new way of conceiving the "Landscape Design".

Outdoor G01户外花洒以优雅、现代、低调的外观,让户外生活充满现代气息。户外健康项目的G01花洒采用不锈钢材质,细长的管状造型,从背景中脱颖而出,与景观相得益彰,营造出设计的氛围。通过多种可定制的细节和协调元素,户外健康Gessi创造了一种全新的“景观设计”概念。



# G02


G02 by Gessi Outdoor Wellness, with a bold rectangular profile, has a minimalist design with great expressive strength. Its "out of the ordinary" style makes this shower a real functional sculpture for the outdoor space and offers relaxation in a modern form. The Gessi G02 shower column is characterized by a rectangular section steel tube, which rises freestanding from the floor to support an adjustable shower head equipped with special nozzles. With a totemic impact, the G02 parallelepiped is easy to install and use as needed.



Gessi户外健康的G02,其大胆的长方形轮廓,简约的设计具有强大的表现力。风格超凡脱俗,使这款淋浴房成为户外空间真正的功能雕塑,以现代的形式为人们提供放松。Gessi G02淋浴柱采用矩形截面钢管,从地面升起,以支撑装有特殊螺旋的可调式淋浴头。G02并联管具有图腾式的冲击力,易于按要求安装和使用。

## Embedded with the environment

与环境的完美融合



# PRIVATE WELLNESS® OUTDOOR ORIGINI



## NEW LANGUAGE EXTRACTS FORM FROM COLOUR

全新语汇通过  
色彩成形

Each cornerstone of the collection brings an entirely fresh, original design solution, such as the innovative elimination of the trim for the support knobs. The mark of the round decorative element and the accent of the colour provide the ultimate in expressive freedom.

系列的每个主要元件都具备绝对新鲜、原创的设计，如支撑旋钮的花饰不复存在。环形标记和色调实现了最大程度的表达自由。



# PRIVATE WELLNESS® OUTDOOR GO1

## Finishes List / 饰面列表

- #239 Steel Brushed / 拉丝钢
- #299 Matt Black / 哑光黑
- #856 Corten / 铁锈色

**1. 63215\_63201**  
ONE EXIT SHOWER COLUMN, TO BE COMPLETED WITH LEVER KIT AND SPOTWATER IN THE DESIRED FINISH / 室外淋浴柱, 单路, 需与把手套件和SPOTWATER配套使用, 按需提供饰面

**2. SPOTWATER淋浴系统**  
WALL-MOUNTED ADJUSTABLE AND ANTI-LIMESTONE SHOWERHEAD / 壁挂式旋转花洒头, 防水垢

**多种洒水模式**  
57201 FLESSA  
57241 TRAME  
57211 INTRECCIO  
57221 MECCANICA  
57231 CESELLO  
57289 RIGATO  
57287 DIAMANTATO

**雨淋式**  
57203 FLESSA  
57243 TRAME  
57213 INTRECCIO  
57223 MECCANICA  
57233 CESELLO  
57277 RIGATO  
57275 DIAMANTATO

**喷雾式**  
57205 FLESSA  
57245 TRAME  
57215 INTRECCIO  
57225 MECCANICA  
57235 CESELLO  
57281 RIGATO  
57279 DIAMANTATO


**瀑布式**  
57207 FLESSA  
57247 TRAME  
57217 INTRECCIO  
57227 MECCANICA  
57237 CESELLO  
57285 RIGATO  
57283 DIAMANTATO

#239 拉丝钢  
#299 哑光黑(无TRAME)  
#726 拉丝浅青铜  
#707 黑色拉丝金属  
#708 拉丝紫铜  
#727 拉丝黄铜

**3. SPOTWATER淋浴系统**  
WALL-MOUNTED ADJUSTABLE AND ANTI-LIMESTONE SHOWERHEAD, RAINFALL/SPRAY/ MASSAGE FUNCTION / 壁挂式旋转花洒头, 防水垢, 雨淋/喷洒/按摩功能

57249 FLESSA  
57257 TRAME  
57251 INTRECCIO  
57253 MECCANICA  
57255 CESELLO  
57271 RIGATO  
57273 DIAMANTATO

#239 拉丝钢  
#299 哑光黑(无TRAME)  
#726 拉丝浅青铜  
#707 黑色拉丝金属  
#708 拉丝紫铜  
#727 拉丝黄铜



**4. 63211**  
LEVER KIT FOR 63201 / 套装把手, 用于物件63201

#239 拉丝钢  
#299 哑光黑(无TRAME)  
#726 拉丝浅青铜  
#727 拉丝黄铜  
#707 黑色拉丝金属  
#708 拉丝紫铜

**5. 63215\_63203**  
TWO EXITS SHOWER COLUMN, TO BE COMPLETED WITH LEVER/HANDSHOWER KIT AND SPOTWATER IN THE DESIRED FINISH / 室外淋浴柱, 两路, 需与把手套件/手持花洒和SPOTWATER配套使用, 按需提供饰面

**6. SPOTWATER淋浴系统**  
WALL-MOUNTED ADJUSTABLE AND ANTI-LIMESTONE SHOWERHEAD / 壁挂式旋转花洒头, 防水垢

**多种洒水模式**  
57201 FLESSA  
57241 TRAME  
57211 INTRECCIO  
57221 MECCANICA  
57231 CESELLO  
57289 RIGATO  
57287 DIAMANTATO

**雨淋式**  
57203 FLESSA  
57243 TRAME  
57213 INTRECCIO  
57223 MECCANICA  
57233 CESELLO  
57277 RIGATO  
57275 DIAMANTATO

**喷雾式**  
57205 FLESSA  
57245 TRAME  
57215 INTRECCIO  
57225 MECCANICA  
57235 CESELLO  
57281 RIGATO  
57279 DIAMANTATO

**瀑布式**  
57207 FLESSA  
57247 TRAME  
57217 INTRECCIO  
57227 MECCANICA  
57237 CESELLO  
57285 RIGATO  
57283 DIAMANTATO

#239 拉丝钢  
#299 哑光黑(无TRAME)  
#726 拉丝浅青铜  
#707 黑色拉丝金属  
#708 拉丝紫铜  
#727 拉丝黄铜

**7. SPOTWATER淋浴系统**  
WALL-MOUNTED ADJUSTABLE AND ANTI-LIMESTONE SHOWERHEAD, RAINFALL/SPRAY/ MASSAGE FUNCTION / 壁挂式旋转花洒头, 防水垢, 雨淋/喷洒/按摩功能

57249 FLESSA  
57257 TRAME  
57251 INTRECCIO  
57253 MECCANICA  
57255 CESELLO  
57271 RIGATO  
57273 DIAMANTATO

#239 拉丝钢  
#299 哑光黑(无TRAME)  
#726 拉丝浅青铜  
#707 黑色拉丝金属  
#708 拉丝紫铜  
#727 拉丝黄铜



**8. 63212**  
LEVER/HANDSHOWER KIT FOR 63203 / 把手/手持花洒套件, 用于产品63203

#239 拉丝钢  
#299 哑光黑(无TRAME)  
#726 拉丝浅青铜  
#727 拉丝黄铜  
#707 黑色拉丝金属  
#708 拉丝紫铜

# PRIVATE WELLNESS® OUTDOOR GO2

## Finishes List

- #239 Steel Brushed / 拉丝钢
- #299 Matt Black / 哑光黑
- #856 Corten / 铁锈色

**1. 63215\_63205**  
ONE EXIT SHOWER COLUMN, TO BE COMPLETED WITH LEVER KIT AND SPOTWATER IN THE DESIRED FINISH / 室外淋浴柱, 单路, 需与把手套件和SPOTWATER配套使用, 按需提供饰面

**2. SPOTWATER淋浴系统**  
WALL-MOUNTED ADJUSTABLE AND ANTI-LIMESTONE SHOWERHEAD / 壁挂式旋转花洒头, 防水垢

**多种洒水模式**  
57201 FLESSA  
57241 TRAME  
57211 INTRECCIO  
57221 MECCANICA  
57231 CESELLO  
57289 RIGATO  
57287 DIAMANTATO

**雨淋式**  
57203 FLESSA  
57243 TRAME  
57213 INTRECCIO  
57223 MECCANICA  
57233 CESELLO  
57277 RIGATO  
57275 DIAMANTATO

**喷雾式**  
57205 FLESSA  
57245 TRAME  
57215 INTRECCIO  
57225 MECCANICA  
57235 CESELLO  
57281 RIGATO  
57279 DIAMANTATO

**瀑布式**  
57207 FLESSA  
57247 TRAME  
57217 INTRECCIO  
57227 MECCANICA  
57237 CESELLO  
57285 RIGATO  
57283 DIAMANTATO

#239 拉丝钢  
#299 哑光黑(无TRAME)  
#726 拉丝浅青铜  
#707 黑色拉丝金属  
#708 拉丝紫铜  
#727 拉丝黄铜

**3. SPOTWATER淋浴系统**  
WALL-MOUNTED ADJUSTABLE AND ANTI-LIMESTONE SHOWERHEAD, RAINFALL/SPRAY/ MASSAGE FUNCTION / 壁挂式旋转花洒头, 防水垢, 雨淋/喷洒/按摩功能

57249 FLESSA  
57257 TRAME  
57251 INTRECCIO  
57253 MECCANICA  
57255 CESELLO  
57271 RIGATO  
57273 DIAMANTATO

#239 拉丝钢  
#299 哑光黑(无TRAME)  
#726 拉丝浅青铜  
#707 黑色拉丝金属  
#708 拉丝紫铜  
#727 拉丝黄铜



**4. 63213**  
LEVER KIT FOR 63205 / 套装把手, 用于物件63205

#239 拉丝钢  
#299 哑光黑(无TRAME)  
#726 拉丝浅青铜  
#727 拉丝黄铜  
#707 黑色拉丝金属  
#708 拉丝紫铜

**5. 63215\_63207**  
TWO EXITS SHOWER COLUMN, TO BE COMPLETED WITH LEVER/HANDSHOWER KIT AND SPOTWATER IN THE DESIRED FINISH / 室外淋浴柱, 两路, 需与把手套件/手持花洒和SPOTWATER配套使用, 按需提供饰面

**6. SPOTWATER淋浴系统**  
WALL-MOUNTED ADJUSTABLE AND ANTI-LIMESTONE SHOWERHEAD / 壁挂式旋转花洒头, 防水垢

**多种洒水模式**  
57201 FLESSA  
57241 TRAME  
57211 INTRECCIO  
57221 MECCANICA  
57231 CESELLO  
57289 RIGATO  
57287 DIAMANTATO

**雨淋式**  
57203 FLESSA  
57243 TRAME  
57213 INTRECCIO  
57223 MECCANICA  
57233 CESELLO  
57277 RIGATO  
57275 DIAMANTATO

**喷雾式**  
57205 FLESSA  
57245 TRAME  
57215 INTRECCIO  
57225 MECCANICA  
57235 CESELLO  
57281 RIGATO  
57279 DIAMANTATO


**瀑布式**  
57207 FLESSA  
57247 TRAME  
57217 INTRECCIO  
57227 MECCANICA  
57237 CESELLO  
57285 RIGATO  
57283 DIAMANTATO

#239 STEEL BRUSHED  
#299 MATT BLACK (NO TRAME)  
#726 WARM BRONZE BRUSHED  
#707 BLACK METAL BRUSHED  
#708 COPPER BRUSHED  
#727 BRASS BRUSHED

**7. SPOTWATER淋浴系统**  
WALL-MOUNTED ADJUSTABLE AND ANTI-LIMESTONE SHOWERHEAD, RAINFALL/SPRAY/ MASSAGE FUNCTION / 壁挂式旋转花洒头, 防水垢, 雨淋/喷洒/按摩功能

57249 FLESSA  
57257 TRAME  
57251 INTRECCIO  
57253 MECCANICA  
57255 CESELLO  
57271 RIGATO  
57273 DIAMANTATO

#239 STEEL BRUSHED  
#299 MATT BLACK (NO TRAME)  
#726 WARM BRONZE BRUSHED  
#707 BLACK METAL BRUSHED  
#708 COPPER BRUSHED  
#727 BRASS BRUSHED



**8. 63214**  
LEVER/HANDSHOWER KIT FOR 63207 / 把手/手持花洒套件, 用于产品63207

#239 拉丝钢  
#299 哑光黑(无TRAME)  
#726 拉丝浅青铜  
#727 拉丝黄铜  
#707 黑色拉丝金属  
#708 拉丝紫铜

# PRIVATE WELLNESS® OUTDOOR L GO1

## Finishes List

- #239 Steel Brushed / 拉丝钢
- #299 Matt Black / 哑光黑
- #856 Corten / 铁锈色

**1. 63224\_63225**  
ONE EXIT SHOWER COLUMN, TO BE COMPLETED WITH LEVER KIT AND SPOTWATER IN THE DESIRED FINISH / 室外淋浴柱, 单路, 需与把手套件和SPOTWATER配套使用, 按需提供饰面

- #239 拉丝钢
- #299 哑光黑
- #856 CORTEN钢

### 2. SPOTWATER淋浴系统

WALL-MOUNTED ADJUSTABLE AND ANTI-LIMESTONE SHOWERHEAD / 壁挂式旋转花洒头, 防水垢

### 多种洒水模式

- 57701 FLESSA
- 57741 TRAME
- 57711 INTRECCIO
- 57721 MECCANICA
- 57731 CESELLO

### 雨淋式

- 57703 FLESSA
- 57743 TRAME
- 57713 INTRECCIO
- 57723 MECCANICA
- 57733 CESELLO

### 喷雾式

- 57705 FLESSA
- 57745 TRAME
- 57715 INTRECCIO
- 57725 MECCANICA
- 57735 CESELLO

### 瀑布式


- 57707 FLESSA
- 57747 TRAME
- 57717 INTRECCIO
- 57727 MECCANICA
- 57737 CESELLO

- #239 拉丝钢
- #299 哑光黑(无TRAME)
- #726 拉丝浅青铜
- #727 拉丝黄铜
- #707 黑色拉丝金属
- #708 拉丝紫铜

### 3. 63220

BUTTON FINISHING COVER FOR OUTDOOR COLUMNS 63225 AND 63229 / 按钮饰面盖, 用于产品63225和63229

- #239 拉丝钢
- #299 哑光黑(无TRAME)
- #726 拉丝浅青铜
- #727 拉丝黄铜
- #707 黑色拉丝金属
- #708 拉丝紫铜



**4. 63211**  
LEVER KIT FOR 63201 / 套装把手, 用于物件63201

- #239 拉丝钢
- #299 哑光黑(无TRAME)
- #726 拉丝浅青铜
- #727 拉丝黄铜
- #707 黑色拉丝金属
- #708 拉丝紫铜

**5. 63224\_63229**  
TWO EXITS SHOWER COLUMN, TO BE COMPLETED WITH LEVER/HANDSHOWER KIT AND SPOTWATER IN THE DESIRED FINISH / 室外淋浴柱, 两路, 需与把手套件/手持花洒和SPOTWATER配套使用, 按需提供饰面

- #239 拉丝钢
- #299 哑光黑
- #856 CORTEN钢

### 6. SPOTWATER淋浴系统

WALL-MOUNTED ADJUSTABLE AND ANTI-LIMESTONE SHOWERHEAD / 壁挂式旋转花洒头, 防水垢

### 多种洒水模式

- 57701 FLESSA
- 57741 TRAME
- 57711 INTRECCIO
- 57721 MECCANICA
- 57731 CESELLO

### 雨淋式

- 57703 FLESSA
- 57743 TRAME
- 57713 INTRECCIO
- 57723 MECCANICA
- 57733 CESELLO

### 喷雾式

- 57705 FLESSA
- 57745 TRAME
- 57715 INTRECCIO
- 57725 MECCANICA
- 57735 CESELLO

### 瀑布式


- 57707 FLESSA
- 57747 TRAME
- 57717 INTRECCIO
- 57727 MECCANICA
- 57737 CESELLO

- #239 拉丝钢
- #299 哑光黑(无TRAME)
- #726 拉丝浅青铜
- #727 拉丝黄铜
- #707 黑色拉丝金属
- #708 拉丝紫铜

### 7. 63220

BUTTON FINISHING COVER FOR OUTDOOR COLUMNS 63225 AND 63229 / 按钮饰面盖, 用于产品63225和63229

- #239 拉丝钢
- #299 哑光黑(无TRAME)
- #726 拉丝浅青铜
- #727 拉丝黄铜
- #707 黑色拉丝金属
- #708 拉丝紫铜



# PRIVATE WELLNESS® OUTDOOR L GO2

## Finishes List

- #239 Steel Brushed / 拉丝钢
- #299 Matt Black / 哑光黑
- #856 Corten / 铁锈色

**1. 63224\_63231**  
ONE EXIT SHOWER COLUMN, TO BE COMPLETED WITH LEVER KIT AND SPOTWATER IN THE DESIRED FINISH / 室外淋浴柱, 单路, 需与把手套件和SPOTWATER配套使用, 按需提供饰面

- #239 拉丝钢
- #299 哑光黑
- #856 CORTEN钢

### 2. SPOTWATER淋浴系统

WALL-MOUNTED ADJUSTABLE AND ANTI-LIMESTONE SHOWERHEAD / 壁挂式旋转花洒头, 防水垢

### 多种洒水模式

- 57701 FLESSA
- 57741 TRAME
- 57711 INTRECCIO
- 57721 MECCANICA
- 57731 CESELLO

### 雨淋式

- 57703 FLESSA
- 57743 TRAME
- 57713 INTRECCIO
- 57723 MECCANICA
- 57733 CESELLO

### 喷雾式

- 57705 FLESSA
- 57745 TRAME
- 57715 INTRECCIO
- 57725 MECCANICA
- 57735 CESELLO

### 瀑布式


- 57707 FLESSA
- 57747 TRAME
- 57717 INTRECCIO
- 57727 MECCANICA
- 57737 CESELLO

- #239 拉丝钢
- #299 哑光黑(无TRAME)
- #726 拉丝浅青铜
- #727 拉丝黄铜
- #707 黑色拉丝金属
- #708 拉丝紫铜

### 3. 63222

BUTTON FINISHING COVER FOR OUTDOOR COLUMNS 63231 AND 63233 / 按钮饰面盖, 用于产品63231和63233

- #239 拉丝钢
- #299 哑光黑(无TRAME)
- #726 拉丝浅青铜
- #727 拉丝黄铜
- #707 黑色拉丝金属
- #708 拉丝紫铜



**4. 63213**  
LEVER KIT FOR 63205 / 套装把手, 用于物件63205

- #239 拉丝钢
- #299 哑光黑(无TRAME)
- #726 拉丝浅青铜
- #727 拉丝黄铜
- #707 黑色拉丝金属
- #708 拉丝紫铜

**5. 63224\_63233**  
TWO EXITS SHOWER COLUMN, TO BE COMPLETED WITH LEVER/HANDSHOWER KIT AND SPOTWATER IN THE DESIRED FINISH / 室外淋浴柱, 两路, 需与把手套件/手持花洒和SPOTWATER配套使用, 按需提供饰面

- #239 拉丝钢
- #299 哑光黑
- #856 CORTEN钢

### 6. SPOTWATER淋浴系统

WALL-MOUNTED ADJUSTABLE AND ANTI-LIMESTONE SHOWERHEAD / 壁挂式旋转花洒头, 防水垢

### 多种洒水模式

- 57701 FLESSA
- 57741 TRAME
- 57711 INTRECCIO
- 57721 MECCANICA
- 57731 CESELLO

### 雨淋式

- 57703 FLESSA
- 57743 TRAME
- 57713 INTRECCIO
- 57723 MECCANICA
- 57733 CESELLO

### 喷雾式

- 57705 FLESSA
- 57745 TRAME
- 57715 INTRECCIO
- 57725 MECCANICA
- 57735 CESELLO

### 瀑布式


- 57707 FLESSA
- 57747 TRAME
- 57717 INTRECCIO
- 57727 MECCANICA
- 57737 CESELLO

- #239 拉丝钢
- #299 哑光黑(无TRAME)
- #726 拉丝浅青铜
- #727 拉丝黄铜
- #707 黑色拉丝金属
- #708 拉丝紫铜

### 7. 63222

BUTTON FINISHING COVER FOR OUTDOOR COLUMNS 63231 AND 63233 / 按钮饰面盖, 用于产品63231和63233

- #239 拉丝钢
- #299 哑光黑(无TRAME)
- #726 拉丝浅青铜
- #727 拉丝黄铜
- #707 黑色拉丝金属
- #708 拉丝紫铜



**8. 63214**  
LEVER/HANDSHOWER KIT FOR 63207 / 把手/手持花洒套件, 用于产品63207

- #239 拉丝钢
- #299 哑光黑(无TRAME)
- #726 拉丝浅青铜
- #727 拉丝黄铜
- #707 黑色拉丝金属
- #708 拉丝紫铜

# PRIVATE WELLNESS® OUTDOOR ORIGINI

## 1. 63215\_63209

ONE EXIT SHOWER COLUMN, TO BE COMPLETED WITH LEVER KIT AND HEAD SHOWER IN THE DESIRED FINISH / 室外淋浴柱, 单路, 需与把手套件和花洒头配套使用, 按需提供饰面

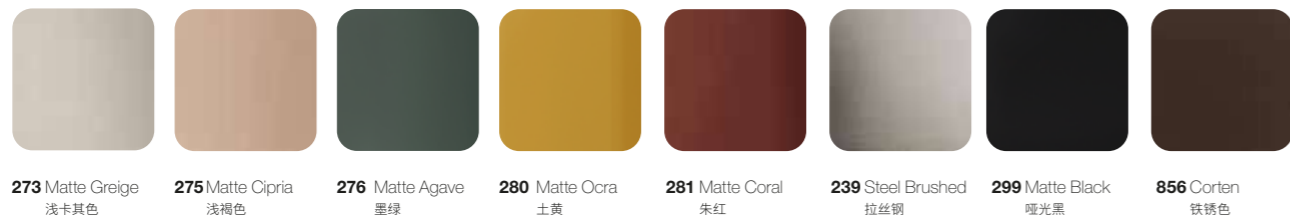

- #239 拉丝钢
- #273 哑光灰
- #275 哑光粉饼色
- #276 哑光龙舌兰色
- #280 哑光赭色
- #281 哑光珊瑚色
- #299 哑光黑
- #856 CORTEN钢

## 2. 66152

- #239 拉丝钢
- #299 哑光黑
- #707 黑色拉丝金属
- #708 拉丝紫铜
- #726 拉丝浅青铜
- #727 拉丝黄铜PVD

## 3. 66211

- #239 拉丝钢
- #299 哑光黑
- #707 黑色拉丝金属
- #708 拉丝紫铜
- #726 拉丝浅青铜
- #727 拉丝黄铜PVD



# PRIVATE WELLNESS® OUTDOOR ORIGINI

## 1. 63215\_63210

TWO EXITS SHOWER COLUMN, TO BE COMPLETED WITH LEVER KIT AND HEAD SHOWER IN THE DESIRED FINISH / 室外淋浴柱, 两路, 需与把手套件和花洒头配套使用, 按需提供饰面

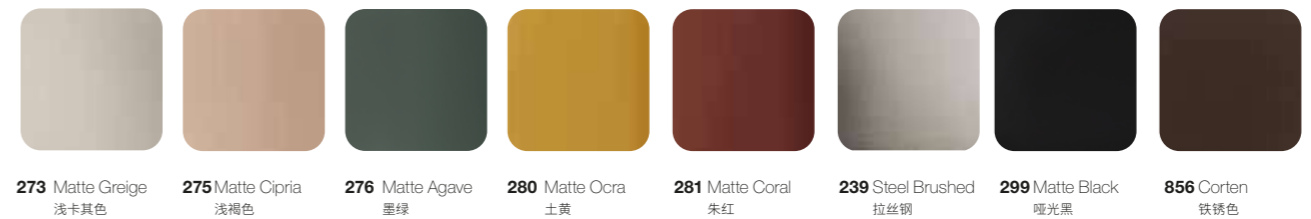

- #239 拉丝钢
- #273 哑光灰
- #275 哑光粉饼色
- #276 哑光龙舌兰色
- #280 哑光赭色
- #281 哑光珊瑚色
- #299 哑光黑
- #856 CORTEN钢

## 2. 66152

- #239 拉丝钢
- #299 哑光黑
- #707 黑色拉丝金属
- #708 拉丝紫铜
- #726 拉丝浅青铜
- #727 拉丝黄铜PVD

## 3. 66212

- #239 拉丝钢
- #299 哑光黑
- #707 黑色拉丝金属
- #708 拉丝紫铜
- #726 拉丝浅青铜
- #727 拉丝黄铜PVD



## THE SHOWER WEARS A TAILORED SUIT

The total look in the most intimate place of living expands: for the first time, GESSI customises the hardware of the shower enclosures, thus bringing the functional components to a higher aesthetic level. Gessi brings elements that are generally hidden in the spotlight, enhancing the details and making them hau-

te couture objects, such as jewellery or tailored clothes, to be worn in the wellness area. The most intimate living environment is thus embellished with elements that give beauty, pleasure and well-being in every detail, in a complete set dressed by GESSI.



### 淋浴龙头穿上 定制服装

住房内最私密场所的整体外观得以扩大: GESSI首次对淋浴间的硬件进行定制化, 从而让功能性构件的外观更上一个台阶。 Gessi将通常隐藏在反射镜下面的元件外露, 凸显其细节, 使之变得高端时尚, 宛如珠宝或定制服装, 用于包装健康区域。GESSI以其完整协调的组合, 为最私密的生活环

境点缀各种元素, 使每一个细节都具备了美观、愉悦与舒适。使之变得高端时尚, 宛如珠宝或定制服装, 用于包装健康区域。- GESSI以其完整协调的组合, 为最私密的生活环境点缀各种元素, 使每一个细节都具备了美观、愉悦与舒适。

# SHOWER G



# 01 回转系统 SWING SYSTEM

## THE SPOTLIGHT IS ON FABRIC METAL

Woven Metal embellishes the different elements for openings and fixings, such as hinges and clamps, which can be combined with all the solutions and sizes of the made-to-measure, redefining proportions in a new key, recalling the iconic shape of Gessi, the Rettangolo.



## 编织金属上的聚光灯

Woven Metal丰富了各种百搭且尺寸可定制的开口和固定件, 如铰链和夹具, 以前所未有的方式重新定义其比例, 让人想起Gessi的Rettangolo的标志性形状。

# SHOWER G



# 02

配件

# ACCESSORIES

## REFINED DETAILS

Horizontal and vertical elements match each other through the handles and the towel holder accessories. In addition to the linearity of the shape, they contain within themselves a contrast between the round and the square; thanks to this, they can be matched to all Gessi's collections.

Because every detail wears GESSI's elegance.

## 考究的细节

横向、纵向元件通过把柄和毛巾架配件互相结合。除了线性形状，这些元件还营造出圆形和正方形之间的对比，可以搭配Gessi的所有系列。因为每个零件都具备了GESSI的优雅。

03

DRA  
INS  
配件



**NEW PROPORTIONS  
ENHANCE LINEARITY**

The linear drains are made with an external visible plate embellished, in the central cover, with decorations and textures, and in all the Gessi finishes. Elegant elements available in a wide range of sizes to meet all design needs.

**新比例增强了线性**

线性下水通过外置可见面板实现, 其中央盖子上饰有装饰和纹理, 可选用Gessi的任意饰面。优雅元件有各类尺寸可选, 从而满足一切设计需要。

**#735**  
Warm Bronze PVD  
青铜

**#299**  
Matte Black  
哑光黑

**#726**  
Warm Bronze Brushed PVD  
PVD拉丝香槟铜

饰面列表

# FINISHES — LIST

**#030**  
Copper PVD  
PVD铜

**#149**  
Finox Brushed Nickel  
拉丝镍

**#710** Brass PVD  
淡金

**#727**  
Brass Brushed PVD  
PVD拉丝黄铜

**#707**  
Black Metal Brushed  
PVD拉丝黑


**#187**  
Aged Bronze  
古铜

**#708**  
Copper Brushed PVD  
PVD拉丝铜

**#706**  
Black Metal PVD  
PVD亮光黑

**#031**  
Chrome  
铬色

**#713**  
Antique Brass  
古典铜



# SHOWER G

## Finishes List / 饰面列表

- #031 Chrome / 铬色
- #149 Finox / 拉丝镍
- #299 Matt Black / 哑光黑
- #706 Black Metal / PVD亮光黑
- #707 Black Metal Brushed / PVD拉丝黑
- #187 Aged Bronze / 古铜
- #713 Antique Brass / 古典铜
- #735 Warm Bronze / 青铜
- #726 Warm Bronze Brushed / PVD拉丝香槟铜
- #710 Brass / 淡金
- #727 Brass Brushed / PVD拉丝黄铜
- #030 Copper / PVD铜
- #708 Copper Brushed / PVD拉丝铜

More on request  
如需更多信息, 欢迎垂询



1



2



5



7




3



6



8



4



2

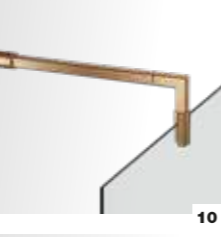


8

- 1. 67501**  
WALL-GLASS HINGE. RIGATO /  
墙壁-玻璃合页。条纹
- 2. 67503**  
GLASS-GLASS HINGE. RIGATO /  
玻璃-玻璃合页。条纹
- 3. 67505**  
WALL-GLASS CLAMP. RIGATO /  
墙壁-玻璃夹具。条纹
- 4. 67507**  
GLASS-GLASS CLAMP. RIGATO /  
玻璃-玻璃夹具。条纹
- 5. 67601**  
WALL-GLASS HINGE. DIAMANTATO /  
墙壁-玻璃合页。镶钻
- 6. 67603**  
GLASS-GLASS HINGE. DIAMANTATO /  
玻璃-玻璃合页。镶钻
- 7. 67605**  
WALL-GLASS CLAMP. DIAMANTATO /  
墙壁-玻璃夹具。镶钻
- 8. 67607**  
GLASS-GLASS CLAMP. DIAMANTATO /  
玻璃-玻璃夹具。镶钻



9



10



12



11



11



12

- 9. 67506**  
WALL-GLASS CLAMP. RIGATO /  
墙壁-玻璃夹具。条纹
- 10. 67571**  
GLASS-HOLDING ARM. RIGATO /  
玻璃固定臂。条纹
- 11. 67573**  
GLASS HOLDING ARM. LENGHT ON  
REQUEST. RIGATO.  
玻璃固定臂。臂杆长度可定制。条纹
- 12. 67575**  
T-SHAPED GLASS ROD. LENGHT ON  
REQUEST. RIGATO  
T型玻璃固定杆。杆的长度可定制。条纹



13



14




16

- 13. 67606**  
WALL-GLASS CLAMP. DIAMANTATO /  
墙壁-玻璃夹具。镶钻
- 14. 67671**  
GLASS-HOLDING ARM. DIAMANTATO /  
玻璃固定臂。镶钻
- 15. 67673**  
GLASS HOLDING ARM. LENGHT ON  
REQUEST. DIAMANTATO.  
玻璃固定臂。臂杆长度可定制。镶钻
- 16. 67675**  
T-SHAPED GLASS ROD. LENGHT ON  
REQUEST. DIAMANTATO  
T型玻璃固定杆。杆的长度可定制。镶钻



17



18

**17. 67050**  
60/70/80/90 CM WASTE FITTING FOR  
LINEAR DRAINS FOR GEBERIT CLEANLINE  
SERIES AND VIEGA ADVANTIX CLEVIVA  
SERIES  
直线型排水槽60/70/80/90 CM, 适用于  
GEBERIT品牌的CLEANLINE系列和VIEGA水道  
的ADVANTIX CLEVIVA系列

**18. 67051**  
LATERAL COVER FOR 67050 L=60CM  
侧盖, 用于67050 L=60CM  
**67053** 70 CM  
**67055** 80 CM  
**67057** 90 CM

**19. 67561**  
CENTRAL COVER FOR 67050 RIGATO /  
中央盖, 用于67050 条纹

**20. 67661**  
CENTRAL COVER FOR 67050  
DIAMANTATO /  
中央盖, 用于67050 镶钻



19



20



21



22



23



24



21



25



26



27



28

- 21. 67523**  
30 CM HANDLE. RIGATO /  
把手30 CM 条纹  
**67521** 20 CM  
**67525** 45 CM  
**67527** 60 CM
- 22. 67533**  
30 CM DOUBLE HANDLE. RIGATO  
/ 双把手30 CM  
**67531** 20 CM  
**67535** 45 CM  
**67537** 60 CM
- 23. 67623**  
30 CM HANDLE. DIAMANTATO /  
把手30 CM 镶钻  
**67621** 20 CM  
**67625** 45 CM  
**67627** 60 CM
- 24. 67633**  
30 CM DOUBLE HANDLE  
DIAMANTATO /  
双把手30 CM 镶钻  
**67631** 20 CM  
**67635** 45 CM  
**67637** 60 CM

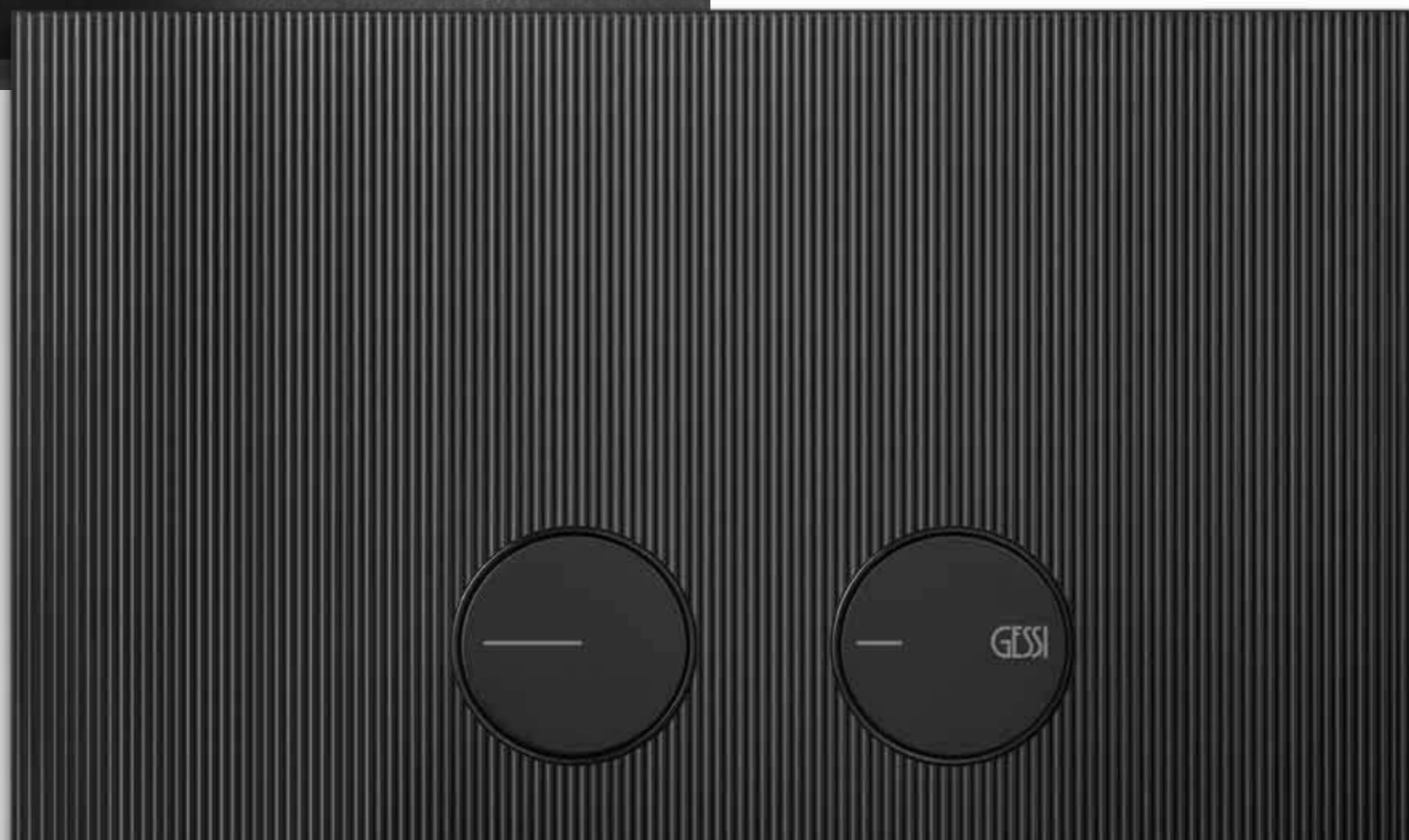
- 25. 67541**  
30 CM TOWEL RAIL. RIGATO /  
毛巾架30 CM 条纹  
**67543** 45 CM  
**67545** 60 CM
- 26. 67641**  
30 CM TOWEL RAIL. DIAMANTATO /  
毛巾架30 CM 镶钻  
**67643** 45 CM  
**67645** 60 CM
- 27. 67542**  
30 CM HANDLE AND TOWEL RAIL. RIGATO /  
把手和毛巾架30 CM 条纹  
**67544** 45 CM  
**67546** 60 CM
- 28. 67642**  
30 CM HANDLE AND TOWEL RAIL.  
DIAMANTATO /  
把手和毛巾架30 CM 镶钻  
**67644** 45 CM  
**67646** 60 CM



# RIGATO

The absolute elegance of the purest sign

最纯粹标志的绝对优雅



Rigato evokes the rigour of a tailored suit, the refined exquisiteness of a haute couture garment. It conveys confidence and a reserved attitude to exchange with other decors and materials. This is why it suits formal environments but also those characterised by relaxed informality. Like a dress that lets the personality of the wearer shine through. Its texture allows mix and match that gives shape to a new creative freedom. The formal cleanliness is tempered by the sensory pleasure of contact with the smooth button.



# FLUSH PLATES

## 冲水面板

细条纹让人想起了定制西装作为高端时尚所具备的严谨。它能够传递安全感,也可以和其他装饰、材料互通。因此,它既适用于正式环境,也适用于轻松休闲的环境。就像衣服一样,可以隐约展现穿衣者的个性。其纹理允许混搭,造就了全新的创意自由。柔滑按钮的惬意触感中和了利落的形态。

lines

# DIAMANTATO

当功能提升到最高设计境界  
When the function  
is raised to the  
highest levels of  
design

Intimately elegant, the round and the square recur as signs of recognition. No longer just innovative functional systems but real design furniture items, thanks to the 'metal fabric' that makes each element more precious and refined. The most sumptuous of textures is worked in such a way as to achieve the effect of an infinite number of diamonds on the surface. The result is as bright as a brilliant sky of stars. It emphasises the pleasure and beauty of 'woven metal', an original GESSI idea.

亲密优雅的圆形零件一直广受认可。凭借让所有产品更名贵、精致的“编织金属”加工，功能性创新系统也成为了货真价实的设计家具。最奢华的纹理经过了考究加工，呈现出无穷无尽的钻石效果。最终的效果就是如星空一般闪亮。作为GESSI的原创，“编织金属”的舒适感、美观得到凸显。



Precious





**54681**  
Geberit Sigma 8 & 12

**DIAMANTATO**

- |                                   |                                     |
|-----------------------------------|-------------------------------------|
| #030 Copper / PVD铜                | #708 Copper Brushed / PVD拉丝铜        |
| #031 Chrome / 铬色                  | #710 Brass / 淡金                     |
| #149 Finox / 拉丝镍                  | #713 Antique Brass / 古典铜            |
| #187 Aged Bronze / 古铜             | #720 Nickel PVD / 镍                 |
| #299 Matt Black / 哑光黑             | #726 Warm Bronze Brushed / PVD拉丝香槟铜 |
| #706 Black Metal / PVD亮光黑         | #727 Brass Brushed / PVD拉丝黄铜        |
| #707 Black Metal Brushed / PVD拉丝黑 | #735 Warm Bronze / 青铜               |

**Finishes 饰面列表**



**54671**  
Geberit Sigma 8 & 12

**RIGATO**

- |                                   |                                     |
|-----------------------------------|-------------------------------------|
| #030 Copper / PVD铜                | #708 Copper Brushed / PVD拉丝铜        |
| #031 Chrome / 铬色                  | #710 Brass / 淡金                     |
| #149 Finox / 拉丝镍                  | #713 Antique Brass / 古典铜            |
| #187 Aged Bronze / 古铜             | #720 Nickel PVD / 镍                 |
| #299 Matt Black / 哑光黑             | #726 Warm Bronze Brushed / PVD拉丝香槟铜 |
| #706 Black Metal / PVD亮光黑         | #727 Brass Brushed / PVD拉丝黄铜        |
| #707 Black Metal Brushed / PVD拉丝黑 | #735 Warm Bronze / 青铜               |

**Finishes 饰面列表**



**54623**  
Geberit Sigma 8 & 12

**54625**  
Viega 1h, 2h, 2l

**54629**  
Tece

**54631**  
Sanit

**54633**  
Viega Prevista 12

**ANELLO**

- |                                   |                                     |
|-----------------------------------|-------------------------------------|
| #030 Copper / PVD铜                | #708 Copper Brushed / PVD拉丝铜        |
| #031 Chrome / 铬色                  | #710 Brass / 淡金                     |
| #149 Finox / 拉丝镍                  | #713 Antique Brass / 古典铜            |
| #187 Aged Bronze / 古铜             | #720 Nickel PVD / 镍                 |
| #299 Matt Black / 哑光黑             | #726 Warm Bronze Brushed / PVD拉丝香槟铜 |
| #706 Black Metal / PVD亮光黑         | #727 Brass Brushed / PVD拉丝黄铜        |
| #707 Black Metal Brushed / PVD拉丝黑 | #735 Warm Bronze / 青铜               |

**Finishes 饰面列表**

- |                                   |                                     |
|-----------------------------------|-------------------------------------|
| #030 Copper / PVD铜                | #708 Copper Brushed / PVD拉丝铜        |
| #031 Chrome / 铬色                  | #710 Brass / 淡金                     |
| #149 Finox / 拉丝镍                  | #713 Antique Brass / 古典铜            |
| #187 Aged Bronze / 古铜             | #720 Nickel PVD / 镍                 |
| #299 Matt Black / 哑光黑             | #726 Warm Bronze Brushed / PVD拉丝香槟铜 |
| #706 Black Metal / PVD亮光黑         | #727 Brass Brushed / PVD拉丝黄铜        |
| #707 Black Metal Brushed / PVD拉丝黑 | #735 Warm Bronze / 青铜               |

- |                                     |                              |
|-------------------------------------|------------------------------|
| #708 Copper Brushed / PVD拉丝铜        | #710 Brass / 淡金              |
| #713 Antique Brass / 古典铜            | #720 Nickel PVD / 镍          |
| #726 Warm Bronze Brushed / PVD拉丝香槟铜 | #727 Brass Brushed / PVD拉丝黄铜 |
| #735 Warm Bronze / 青铜               |                              |

**Finishes 饰面列表**

- |                                   |                                     |
|-----------------------------------|-------------------------------------|
| #030 Copper / PVD铜                | #708 Copper Brushed / PVD拉丝铜        |
| #031 Chrome / 铬色                  | #710 Brass / 淡金                     |
| #149 Finox / 拉丝镍                  | #713 Antique Brass / 古典铜            |
| #187 Aged Bronze / 古铜             | #720 Nickel PVD / 镍                 |
| #299 Matt Black / 哑光黑             | #726 Warm Bronze Brushed / PVD拉丝香槟铜 |
| #706 Black Metal / PVD亮光黑         | #727 Brass Brushed / PVD拉丝黄铜        |
| #707 Black Metal Brushed / PVD拉丝黑 | #735 Warm Bronze / 青铜               |

- |                                     |                              |
|-------------------------------------|------------------------------|
| #708 Copper Brushed / PVD拉丝铜        | #710 Brass / 淡金              |
| #713 Antique Brass / 古典铜            | #720 Nickel PVD / 镍          |
| #726 Warm Bronze Brushed / PVD拉丝香槟铜 | #727 Brass Brushed / PVD拉丝黄铜 |
| #735 Warm Bronze / 青铜               |                              |

**Finishes 饰面列表**

- |                          |                                     |
|--------------------------|-------------------------------------|
| #030 Copper / PVD铜       | #299 Matt Black / 哑光黑               |
| #031 Chrome / 铬色         | #706 Black Metal / PVD亮光黑           |
| #187 Aged Bronze / 古铜    | #707 Black Metal Brushed / PVD拉丝黑   |
| #239 Steel brushed / 拉丝钢 | #708 Copper Brushed / PVD拉丝铜        |
| #246 Gold PVD / PVD金     | #710 Brass / 淡金                     |
| #273 Matte Greige / 浅卡其色 | #713 Antique Brass / 古典铜            |
| #275 Matte Cipria / 浅褐色  | #720 Nickel PVD / 镍                 |
| #276 Matte Agave / 墨绿    | #726 Warm Bronze Brushed / PVD拉丝香槟铜 |
| #279 Matte White / 哑光白   | #727 Brass Brushed / PVD拉丝黄铜        |
| #280 Matte Ocra / 土黄     | #735 Warm Bronze / 青铜               |
| #281 Matte Coral / 朱红    | #845 Dark Bronze / 深铜色              |

- |                                   |                                     |
|-----------------------------------|-------------------------------------|
| #299 Matt Black / 哑光黑             | #706 Black Metal / PVD亮光黑           |
| #707 Black Metal Brushed / PVD拉丝黑 | #708 Copper Brushed / PVD拉丝铜        |
| #710 Brass / 淡金                   | #713 Antique Brass / 古典铜            |
| #720 Nickel PVD / 镍               | #726 Warm Bronze Brushed / PVD拉丝香槟铜 |
| #727 Brass Brushed / PVD拉丝黄铜      | #735 Warm Bronze / 青铜               |
| #845 Dark Bronze / 深铜色            |                                     |

**Finishes 饰面列表**

**54635**  
Geberit Sigma 8 & 12

**54637**  
Viega 1h, 2h, 2l

**54641**  
Tece

**54643**  
Sanit

**54645**  
Viega Prevista 12

**INGRANAGGIO**

**54651**  
Geberit Sigma 8 & 12

**54653**  
Viega 1h, 2h, 2l

**54657**  
Tece

**54659**  
Sanit

**54661**  
Viega Prevista 12

**VENTI20**

**54611**  
Geberit Sigma 8 & 12

**54613**  
Viega 1h, 2h, 2l

**54617**  
Tece

**54619**  
Sanit

**54621**  
Viega Prevista 12

**ORIGINI**

GESI

# I metalli

## total look Tondo

### A noble and precious material

Steel is a noble and precious material, long lasting and strongly visual. It evokes strength and elegance, enhancing bathrooms with sophisticated and hi-tech refinements. Thanks to design's style and creativity, Gessi managed to infuse steel with a totally new perceptibility, giving to a traditionally technical and emotionless material a previously unknown warmth. Gessi has enriched the sparkling brightness of pure metal by means of attractive shapes, unprecedented surface treatments and finishings of contemporary charm, increasing steel's versatility and extending the range of its possibilities in the customization of spaces.



### 一种珍贵的材料

钢是一种珍贵的材料，经久耐用，且具有极强的视觉冲击力。它可以让人想起力量和优雅，赋予浴室一种考究的高科技感。凭借设计创造力和风格，Gessi能够让钢材耳目一新，让传统意义上冷冰冰的技术材料具有一丝温度。Gessi通过讨喜的形态、表面技术处理和吸引人的当代饰面，丰富了纯金属的闪亮光泽，增强了材料的多功能性且更加适用于各种有个性的环境中。



## Rettangolo

### Iconic geometries

Pure and iconic shapes are the hallmark of Gessi's classical stylistic code of "signs", and strongly characterize his history of design. The Rettangolo, Quadro and Tondo are perfect and highly communicative shapes that are realized in a noble and distinctive material such as steel, in order to enrich bathrooms with a special contemporary harmony that goes beyond styles and fashions. Thanks to his design, Gessi managed to infuse this shapes with an astonishing conceptual freshness, making them present and unexpected.

The metallic reflections on the brushed steel finishings allow for extraordinary glares on the perfect geometries of the "I Metalli" collection. The formal pureness concretizes in metal bringing to life exceptional objects, suitable for everyone who loves essentiality and wants to give a hi-tech, warm and decorative touch to bathrooms.

### 标志性的几何图形

尺寸、标志性的几何形态构成了Gessi最经典风格（“符号”）及其创造史的显著特征。矩形、方形和圆形零件形态完美且极具传播性，采用钢等独特贵金属制成，让浴室具有超越风格、时尚的当代特殊和谐感。凭借自身设计，Gessi赋予这些形态一种耀眼的构思新鲜感，使之惊喜且务实。钢材拉丝所产生的反射让“I Metalli”产品线的完美规则形状熠熠生辉。纯净的金属形态让工件颇具味道，适合喜好精华，同时渴望高科技、温暖、奢华浴室的人士。



## Quadro

# SENSOR TAPS



Inciso by David Rockwell, Rilievo by HBA, the gleaming steel of Gessi 316, all the latest, multi-award winner creations of Gessi available in an electronic hi-tech technology. Gessi's sophisticated minimalism of design acquires an advanced technology that combines beauty of lines with the functionality of "no touch" electronics. The water supply doesn't need to be handled or touched, as it can be switched on by a move as simple as the passage of the hand on the sensor.

Inciso by David Rockwell, Rilievo by HBA, 华丽的Gessi 316钢, 都是Gessi在高科技电子版本中所有最新的, 屡获殊荣的作品。Gessi精致的极简主义设计被先进的技术所装扮, 将线条的美感与“无触摸”的电子产品的功能相结合。供水不需要任何触摸, 因为它通过简单的手势(如用手挥一下)就可以自动启动。





# SENSOR TAPS

Thanks to its no touch system, the beauty of shapes is pure and free from prints, guarantying maxim hygiene and avoiding tap's damages. Gessi electronic taps firstly provided the refined elegance of most sophisticated design to public settings, where electronic devices usually have a simple aesthetic. Moreover, they are available in many finishings, giving the possibility to choose different nuances for the first time in this field. Of course, this beautiful taps are also suitable for private space.

凭借无接触激活, 产品的外形可以保持洁净且无指纹, 确保了最大程度的卫生, 规避了一切损坏水龙头的危险。首先, Gessi电子水龙头让考究设计在公共场所(这里的电子水龙头通常外观低调)也能精致优雅, 而且有多种饰面可选, 其色彩可选范围在业内绝无仅有。当然, 这些漂亮的水龙头也是私人住宅的理想选择。



## Finishes List / 饰面列表

GISSI

- #239 Steel Brushed / 拉丝钢
- #707 Black Metal Brushed / PVD拉丝黑
- #708 Copper Brushed / PVD拉丝铜
- #726 Warm Bronze Brushed / PVD拉丝香槟铜
- #727 Brass Brushed / PVD拉丝黄铜
- #299 Matt Black (TRAME not available) / 哑光黑 (Trame不可用)

**More on request**  
如需更多信息, 欢迎垂询



- 1. 54080**  
ELECTRONIC BASIN MIXER, H 292 MM / 电子面盆龙头, 高292毫米
- 54081** H 212 MM
- TRAME** 54390 / 54381
- INTRECCIO** 54180 / 54181
- MECCANICA** 54280 / 54281
- CESELLO** 54480 / 54481



- 2. 44665\_54014**  
WALL-MOUNTED ELECTRONIC MIXER, W 164 MM / 电子壁挂式水龙头, 长164毫米
- 54015** W 218 MM
- TRAME** 54314 / 54315
- INTRECCIO** 54114 / 54115
- MECCANICA** 54214 / 54215
- CESELLO** 54414 / 54415



- 3. 44679\_54024**  
CEILING-MOUNTED ELECTRONIC MIXER / 电子吊顶龙头
- 54026** 定制
- TRAME** 54324 / 54326
- INTRECCIO** 54124 / 54126
- MECCANICA** 54224 / 54226
- CESELLO** 54424 / 54426

- 4. 54018**  
ELECTRONIC SEPARATE CONTROL / 电子遥控器

- 5. 44679\_54020**  
BUILT-IN ELECTRONIC SEPARATE CONTROL / 壁式电子遥控器

goccia

- #031 Chrome / 铬色
- #147 Chrome Brushed / 拉丝铬
- #279 Matte White / 哑光白
- #299 Matt Black / 哑光黑
- #123 Copper GHRC / 高耐镀层铜
- #125 Copper Brushed GHRC / GHRC 拉丝铜
- #124 Black Metal GHRC / GHRC 亮光黑
- #126 Black Metal Brushed GHRC / 拉丝黑
- #713 Antique Brass / 古典铜

**More on request**  
如需更多信息, 欢迎垂询



- 1. 33851**  
COUNTER SPOUT/ 台面出水口 R 90
- 33852** R 125
- 33853** R 197




- 2. 33854**  
COUNTER SPOUT/ 台面出水口 R 90
- 33855** R 125
- 33856** R 197

- 3. 33858**  
COUNTER SPOUT/ 台面出水口 R 90
- 33859** R 125
- 33860** R 197

- 4. 33719** 250 MM
- 33715** 200 MM
- 33723** MIN 115 MAX 300 MM
- WALL-MOUNTED SPOUT / 壁式出水口



- 5. 44679\_33724**  
CEILING-MOUNTED ELECTRONIC MIXER / 电子吊顶龙头
- 33726** 定制



- 6. 30653**  
ELECTRONIC SEPARATE CONTROL / 电子遥控器

- 7. 44679\_30651**  
BUILT-IN ELECTRONIC SEPARATE CONTROL / 壁式电子遥控器

## INCISO

- #031 Chrome / 铬色
- #149 Finox / 拉丝镍
- #299 Matt Black / 哑光黑
- #706 Black Metal / PVD亮光黑
- #707 Black Metal Brushed / PVD拉丝黑
- #187 Aged Bronze / 古铜
- #713 Antique Brass / 古典铜
- #735 Warm Bronze / 青铜
- #726 Warm Bronze Brushed / PVD拉丝香槟铜
- #710 Brass / 淡金
- #727 Brass Brushed / PVD拉丝黄铜
- #246 Gold / PVD金
- #030 Copper / PVD铜
- #708 Copper Brushed / PVD拉丝铜

**More on request**  
如需更多信息, 欢迎垂询



- 1. 58023**  
ELECTRONIC BASIN MIXER / 电子面盆龙头

- 2. 44665\_58105**  
WALL-MOUNTED ELECTRONIC MIXER / 电子壁挂龙头
- 58107**

- 3. 44679\_58024**  
CEILING-MOUNTED ELECTRONIC MIXER / 电子吊顶龙头
- 58026** 定制

- 4. 58018**  
ELECTRONIC SEPARATE CONTROL / 电子遥控器

- 5. 44679\_58019**  
BUILT-IN ELECTRONIC SEPARATE CONTROL / 壁式电子遥控器

## RETTANGOLO

- #031 Chrome / 铬色
- #149 Finox / 拉丝镍
- #299 Matt Black / 哑光黑
- #706 Black Metal / PVD亮光黑
- #707 Black Metal Brushed / PVD拉丝黑
- #030 Copper / PVD铜
- #708 Copper Brushed / PVD拉丝铜
- #710 Brass / 淡金
- #727 Brass Brushed / PVD拉丝黄铜
- #735 Warm Bronze / 青铜
- #726 Warm Bronze Brushed / PVD拉丝香槟铜
- #720 Nickel PVD / 镍

**More on request**  
如需更多信息, 欢迎垂询



- 1. 30501**  
ELECTRONIC BASIN MIXER / 电子面盆龙头

- 2. 44679\_20130**  
WALL-MOUNTED ELECTRONIC MIXER / 电子壁挂龙头

- 3. 44679\_20024**  
CEILING-MOUNTED ELECTRONIC MIXER / 电子吊顶龙头
- 20026** 定制

- 4. 44679\_59029**  
BUILT-IN ELECTRONIC SEPARATE CONTROL / 壁式电子遥控器

- 5. 59028**  
ELECTRONIC SEPARATE CONTROL / 电子遥控器



## TONDO

- #031 Chrome / 铬色
- #149 Finox / 拉丝镍
- #299 Matt Black / 哑光黑
- #706 Black Metal / PVD亮光黑
- #707 Black Metal Brushed / PVD拉丝黑
- #030 Copper / PVD铜
- #708 Copper Brushed / PVD拉丝铜
- #710 Brass / 淡金
- #727 Brass Brushed / PVD拉丝黄铜
- #735 Warm Bronze / 青铜
- #726 Warm Bronze Brushed / PVD拉丝香槟铜
- #246 Gold / PVD金
- #187 Aged Bronze / 古铜
- #713 Antique Brass / 古典铜
- #279 Matte White / 哑光白

**More on request**  
如需更多信息, 欢迎垂询



- 1. 44679\_30654**  
CEILING-MOUNTED ELECTRONIC MIXER / 电子吊顶龙头
- 44679\_30656** 定制

- 2. 44679\_30651**  
BUILT-IN ELECTRONIC SEPARATE CONTROL / 壁式电子遥控器

- 3. 30653**  
ELECTRONIC SEPARATE CONTROL / 电子遥控器



## RILIEVO

### Finishes List

- #031 Chrome / 铬色
- #149 Finox / 拉丝镍
- #279 Matte White / 哑光白
- #299 Matt Black / 哑光黑
- #706 Black Metal / PVD亮光黑
- #707 Black Metal Brushed / PVD拉丝黑
- #030 Copper / PVD铜
- #708 Copper Brushed / PVD拉丝铜
- #710 Brass / 淡金
- #727 Brass Brushed / PVD拉丝黄铜
- #735 Warm Bronze / 青铜
- #726 Warm Bronze Brushed / PVD拉丝香槟铜
- #720 Nickel PVD / 镍

**More on request**  
如需更多信息, 欢迎垂询



- 1. 59023**  
ELECTRONIC BASIN MIXER / 电子面盆龙头

- 2. 44679\_59107**  
WALL-MOUNTED ELECTRONIC MIXER / 电子壁挂龙头

- 3. 44679\_59024**  
CEILING-MOUNTED ELECTRONIC MIXER / 电子吊顶龙头
- 59026** 定制

- 4. 59028**  
ELECTRONIC SEPARATE CONTROL / 电子遥控器

- 5. 44679\_59029**  
BUILT-IN ELECTRONIC SEPARATE CONTROL / 壁式电子遥控器

# GESSI HOME DECOR

*The Private Wellness is enriched with new concepts: Home Fragrance and Home Vases, creations able to offer a unique sensory experience that complete the total look of the house with the evocative power of the 'woven metal' already experienced in Gessi collections.*

The Private Wellness 充斥全新概念: Home Fragrance 和 Home Vases 能够提供独特的感官体验, 凭借 Gessi 系列中屡试不爽的“编织金属”强大的号召力, 完善了家中的整体造型。

记忆中不可磨灭

## *An enduring memory*

The complex nature of the fragrance, the fine quality of the essences, the harmonious combination of delicate, masculine elements, and the intricate evolution into the environment are just a few of the qualities of a creation that pays tribute to Gessi's character and perseverance. The top notes convey the aroma of exotic wood resins, evoking mysterious, distant atmospheres. The heart notes harbour exotic spices which, combined with tropical flowers, make it warmer and more intense. The base is unexpected, with its dark, aquatic marine nuances.

All elements come together in an extraordinary harmony, unique and inimitable, fully reflecting the soul and identity of Gessi.

在致敬 Gessi 个性、毅力的产品的诸多特征中, 复杂的香味, 优质的香精, 婉约和刚性元素的完美结合, 环境的层层递进都只是一部分。前调散发着珍贵木材树脂的香气, 唤起神秘而遥远的氛围。中调保留了珍贵的香料, 后者与热带花卉相结合, 使香味更加温暖和浓郁。基调令人意外, 带有不可预知的深色水生海洋气息。

所有元素都以特别和谐、独特、不可模仿的方式组合, 充分反映了 Gessi 的内核及身份。

## *Sensory material*

感官方面

The sheer elegance of the weaves, expertly chiselled into the metal, is the distinguishing feature of the Gessi Home Decor collection. The 'woven metal', that has already been trialled in the creation of the Gessi 316, Inciso, Anello and Ingranaggio collections, with its power to evoke the world of textures and finishes, embellishes the fragrance diffusers and vases that complement the furnishings of an environment renowned for its sophisticated quality.

熟练凿刻的金属纹理绝对优雅, 让 Gessi Home Decor 系列卓尔不群。“编织金属”早在 Gessi 316、Inciso、Anello 和 Ingranaggio 中就实验过, 让人对纹理、饰面世界意犹未尽, 丰富了香薰瓶和花瓶, 完善了精致优质的环境装饰。



## *Sculpturesque and functional*

雕塑与功能

The striking eclecticism of the two triptychs, in three different heights and two diameters, is perfectly exemplified both as a sculptural piece and as a container. The vases are ideal for all decorative flower arrangements for dried or cut plants and flowers as they are suitable for containing water.

两款三件套引人注目且不拘一格, 有三种高度和两种直径, 无论是作为雕塑饰品还是容器都充满着幸福的意味。这些花瓶非常适合任何装饰性插花, 可容纳干花或者修剪过的植物、花卉, 适合盛水。




# GESSI HOME DECOR

## HOME FRAGRANCE

### Finishes List / 饰面列表

- #706 Black Metal / PVD亮光黑
- #735 Warm Bronze / 青铜

More on request  
如需更多信息, 欢迎垂询



**1. 68009**  
DIFFUSER AND FRAGRANCE / 环境香薰瓶  
250 ML

**2. 68011**  
DIFFUSER AND FRAGRANCE / 环境香薰瓶  
500 ML

**3. 68013**  
DIFFUSER AND FRAGRANCE / 环境香薰瓶  
2500 ML

**4. 40062**  
DIFFUSER FRAME / 香薰瓶框架  
200 / 250 ML

**5. 40064**  
DIFFUSER FRAME / 香薰瓶框架  
500 ML

**6. 40066**  
DIFFUSER FRAME / 香薰瓶框架  
2500/3000 ML



### Finishes List / 饰面列表

- #707 Black Metal Brushed / PVD拉丝黑
- #726 Warm Bronze Brushed / PVD拉丝香槟铜

More on request  
如需更多信息, 欢迎垂询



**7. 68101** INTRECCIO  
DIFFUSER AND FRAGRANCE / 环境香薰瓶  
200 ML  
**68301** TRAME  
**68401** CESELLO  
**68501** RIGATO  
**68601** DIAMANTATO  
**68201** MECCANICA

**8. 68203** MECCANICA  
DIFFUSER AND FRAGRANCE / 环境香薰瓶  
500 ML  
**68303** TRAME  
**68403** CESELLO  
**68503** RIGATO  
**68603** DIAMANTATO  
**68103** INTRECCIO

**9. 68305** TRAME  
DIFFUSER AND FRAGRANCE / 环境香薰瓶  
3000 ML  
**68205** MECCANICA  
**68405** CESELLO  
**68505** RIGATO  
**68605** DIAMANTATO  
**68105** INTRECCIO



## HOME VASES

### Finishes List / 饰面列表

- #707 Black Metal Brushed / PVD拉丝黑
- #726 Warm Bronze Brushed / PVD拉丝香槟铜

More on request  
如需更多信息, 欢迎垂询



**10. 68115** INTRECCIO  
VASE / 花瓶  
H.300 D.100  
**68315** TRAME  
**68415** CESELLO  
**68515** RIGATO  
**68615** DIAMANTATO  
**68215** MECCANICA

**11. 68217** MECCANICA  
VASE / 花瓶  
H.370 D.100  
**68317** TRAME  
**68417** CESELLO  
**68517** RIGATO  
**68617** DIAMANTATO  
**68217** MECCANICA

**12. 68319** TRAME  
VASE / 花瓶  
H.440 D.100  
**68219** MECCANICA  
**68419** CESELLO  
**68519** RIGATO  
**68619** DIAMANTATO  
**68119** INTRECCIO

**13. 68421** CESELLO  
VASE / 花瓶  
H.300 D.165  
**68321** TRAME  
**68121** INTRECCIO  
**68521** RIGATO  
**68621** DIAMANTATO  
**68221** MECCANICA

**14. 68623** DIAMANTATO  
VASE / 花瓶  
H.400 D.165  
**68323** TRAME  
**68423** CESELLO  
**68523** RIGATO  
**68223** MECCANICA  
**68123** INTRECCIO

**15. 68525** RIGATO  
VASE / 花瓶  
H.500 D.165  
**68225** MECCANICA  
**68425** CESELLO  
**68325** TRAME  
**68625** DIAMANTATO  
**68125** INTRECCIO



The images and descriptions included in our literature do not constitute an obligation of an accurate realization of the product, the details and the measurement included are to be used as a guide and may be modified without notice. Possibile mistakes and/or misprints of current catalogue will not be object of dispute.

follow us  
关注我们



我们资料中所包含的图片和描述不构成准确制造产品的义务，其中的详细信息和测量值仅供参考，并且可能随时修改，恕不另行通知。当前目录中可能存在的错误和/或印刷错误不会引起争议。



www.gessi.com



下载Gessi APP